

PUTNAM COUNTY, FLORIDA

# COMPREHENSIVE ANNUAL FINANCIAL REPORT



FISCAL YEAR ENDED SEPTEMBER 30, 2008

## **ABOUT THE COVER**

Photo in background: St Johns River and Memorial Bridge facing East Palatka.

Overlaid photos (clockwise from top):

1. Putnam County Government Center, 2509 Crill Avenue. Completed 2008.
2. Emergency Operations Center, 410 South Highway 19. Completed 2008.
3. Putnam County Courthouse, 418 St. Johns Avenue.

Our thanks to Tiffany Sage of Tiffany Sage Photography for cover design and photography.

Tiffany was born and raised in Palatka, graduating from Palatka High School in 1997. She attended Florida School of the Arts and received an Associate of Science degree in Painting in 2000 and an Associate of Arts in Fine Arts in 2001. Thereafter, she attended Savannah College of Art and Design where she received a Bachelor of Arts in Photography.

Some of her credits include a semester at sea where she visited and collected extensive photo stock of Canada, Japan, China, Vietnam, Cambodia, Malaysia, India, Kenya, South Africa, Brazil and Cuba. Her personal photography travels include Jamaica, Bahamas, St. Lucia, Italy, France and England.

Her work has been shown in Palatka, Savannah, New York City and Ormond Beach.

# INTRODUCTORY SECTION

**STATE OF FLORIDA**

**COUNTY OF PUTNAM COUNTY**

**COMPREHENSIVE ANNUAL FINANCIAL REPORT**

**FOR THE FISCAL YEAR ENDED**

**SEPTEMBER 30, 2008**

**Prepared by:**

**Finance and Accounting Department  
Of the Clerk of the Circuit Court**

**John H. Jones, CPA, CIA  
Director of Finance**



This Page  
Intentionally  
Left Blank

# COUNTY OFFICIALS

## BOARD OF COUNTY COMMISSIONERS

<b>NANCY S. HARRIS</b>	<b>DISTRICT No. 1</b>
<b>CHIP LAIBL</b>	<b>DISTRICT No. 2</b>
<b>KENNY EUBANKS</b>	<b>DISTRICT No. 3</b>
<b>ED TAYLOR</b>	<b>DISTRICT No. 4</b>
<b>BRAD PURCELL</b>	<b>DISTRICT No. 5</b>

## CLERK OF COURTS

**Tim Smith**

### SHERIFF

**Jeff Hardy**

### PROPERTY APPRAISER

**Tim Parker, CFA**

### TAX COLLECTOR

**Kenneth R. Mahaffey, CFC**

### SUPERVISOR OF ELECTIONS

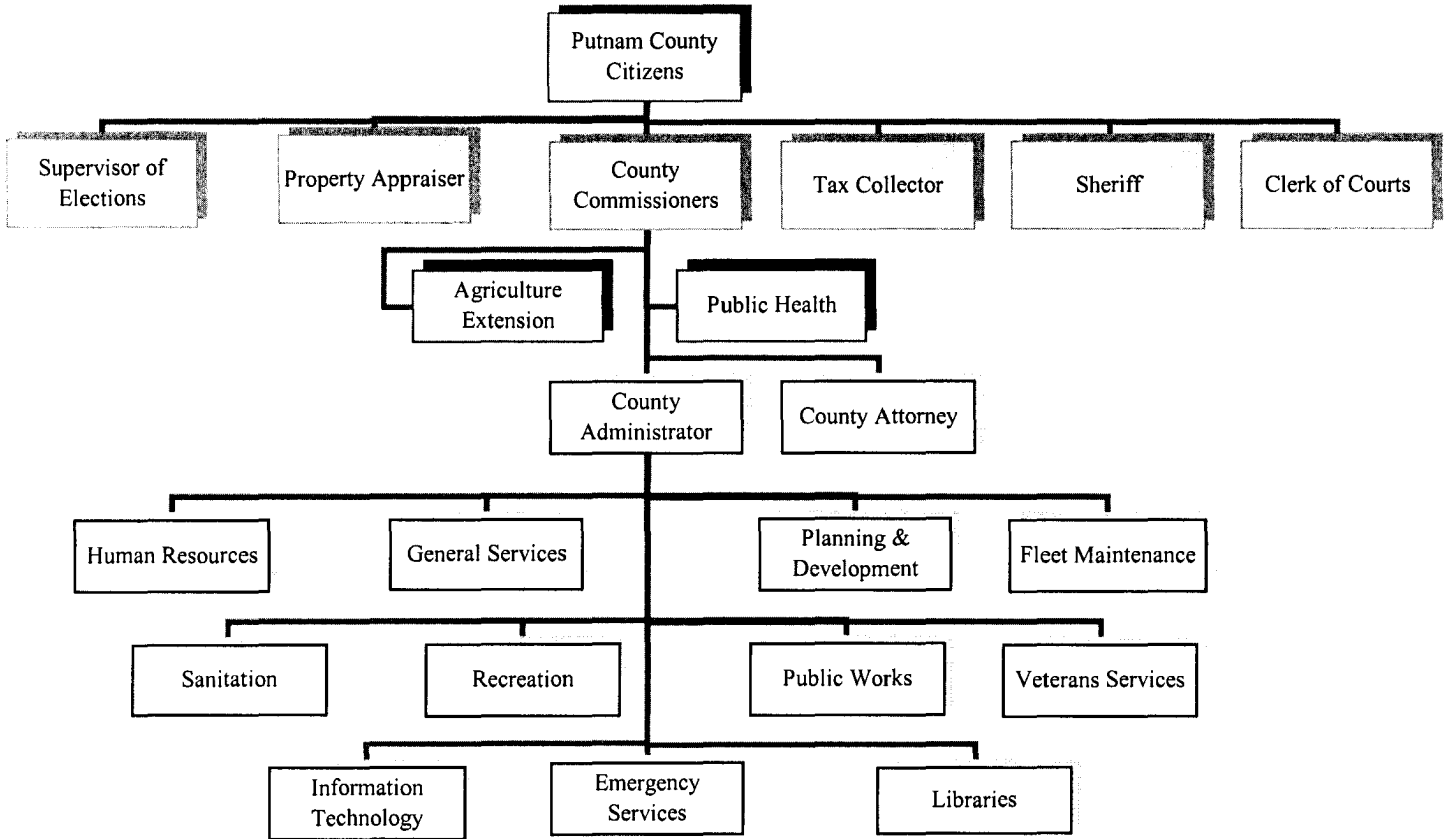
**Susan C. McCool**

### COUNTY ADMINISTRATOR

**R.G. Leary**

### DIRECTOR OF FINANCE

**John H. Jones, CPA, CIA**



	<u>Fiscal Year 2006-2007</u>	<u>Fiscal Year 2007-2008</u>		<u>Fiscal Year 2006-2007</u>	<u>Fiscal Year 2007-2008</u>
Supervisor of Elections	6	6	Recreation	13	13
Property Appraiser	25	25	General Services	11	11
County Commissioners	5	5	Fleet Maintenance	8	8
Tax Collector	30	30	Public Works	80	80
Sheriff	236	236	Libraries	20.2	20.2
Clerk of Courts	77	77	Human Resources	5	5
Agriculture Extension	8	8	Emergency Services	85.6	85.6
County Administrator	7	7	Sanitation	21	21
County Attorney	2	2	Planning/Develop	33	33
Information Technology	18	18	Veterans Services	2	2

Agriculture Extension & Public Health funded in whole or in part by the County but administered by other agencies.

Authorized Full time Equivalent (FTE) employees at the end of the Fiscal Year

2006-2007 Total FTE	692.8
2007-2008 Total FTE	692.8

Source: Putnam County Florida Budget

# Certificate of Achievement for Excellence in Financial Reporting

Presented to

Putnam County  
Florida

For its Comprehensive Annual  
Financial Report  
for the Fiscal Year Ended  
September 30, 2007

A Certificate of Achievement for Excellence in Financial Reporting is presented by the Government Finance Officers Association of the United States and Canada to government units and public employee retirement systems whose comprehensive annual financial reports (CAFRs) achieve the highest standards in government accounting and financial reporting.



A handwritten signature in black ink, appearing to read "K. L. R. R. R."

President

A handwritten signature in black ink, appearing to read "Jeffrey R. Emer"

Executive Director





This Page  
Intentionally  
Left Blank

# TABLE OF CONTENTS

**PUTNAM COUNTY, FLORIDA**  
**COMPREHENSIVE ANNUAL FINANCIAL REPORT**  
**FOR THE FISCAL YEAR ENDED SEPTEMBER 30, 2008**

**TABLE OF CONTENTS**

**INTRODUCTORY SECTION**

Title Page	I
Principal County Officials .....	III
Organization Chart.....	IV
GFOA Certificate of Achievement for Excellence in Financial Reporting .....	V
Table of Contents .....	VII
Letter of Transmittal .....	X

**FINANCIAL SECTION**

Independent Auditors' Report.....	i
Management's Discussion and Analysis .....	iii
Basic Financial Statements	
Government-wide Financial Statements	
Statement of Net Assets .....	1
Statement of Activities .....	2
Government Fund Financial Statements	
Balance Sheet.....	3
Reconciliation of the Balance Sheet to the Statement of Net Assets.....	4
Statement of Revenues, Expenditures and Changes in Fund Balance.....	5
Reconciliation of the Statement of Revenues, Expenditures and Changes in Fund Balances to the Statement of Activities .....	6
Proprietary Fund Financial Statements	
Statement of Net Assets .....	7
Statement of Revenues, Expenses and Changes in Fund Net Assets .....	8
Statement of Cash Flows.....	9
Fiduciary Fund Financial Statements	
Statement of Fiduciary Net Assets.....	11
Notes to Financial Statements .....	12
Required Supplementary Information	
Schedule of Revenues, Expenditures and Changes in Fund Balances – Budget and Actual – General Fund .....	40
Schedule of Revenues, Expenditures and Changes in Fund Balances – Budget and Actual – Sheriff Fund .....	41
Schedule of Revenues, Expenditures and Changes in Fund Balances – Budget and Actual – East Putnam Grant Fund .....	42
Notes to Schedules of Revenues, Expenditures and Changes in Fund Balances – Budget and Actual .....	43
Supplemental Information	
Combining Balance Sheet – Nonmajor Governmental Funds.....	48
Combining Statement of Revenues, Expenditures and Changes in Fund Balances – Nonmajor Governmental Funds .....	55

<b>Schedules of Revenues, Expenditures and Changes in Fund Balances – Budget and Actual</b>	
County Transportation Trust Fund .....	63
Fishing Improvement Fund .....	64
Fire Taxing Unit Fund .....	65
Law Enforcement Trust Fund .....	66
E911 System Fund .....	67
Court Improvement Fund.....	68
Article V Fund.....	69
Court Technology Fund.....	70
Law Enforcement Education Fund .....	71
Miscellaneous Grants Fund.....	72
Interlachen Lake Estates Fund .....	73
Drivers Education Fund.....	74
SHIP Fund .....	75
Hurricane Housing Assistance Fund.....	76
Tourist Development Fund.....	77
Communication Improvement Fund.....	78
West Putnam MSBU Fund.....	79
Sewage Utilities Fund .....	80
Water Utilities Fund.....	81
MSBU Fund.....	82
Economic Development Fund .....	83
ILE Lake Access Trust Fund .....	84
Crime Prevention Fund.....	85
Impact Fee Fund .....	86
Commissary Fund.....	87
Federal Forfeiture Fund.....	88
Records Modernization Fund .....	89
Article V Records Modernization Fund.....	90
Clerk of the Circuit Court Fund .....	91
Court Fund.....	92
Supervisor of Elections Fund.....	93
Supervisor of Elections Grants Fund.....	94
Tax Collector Fund .....	95
Property Appraiser Fund .....	96
Future Capital Improvement Debt Fund.....	97
MSBU Loan Fund.....	98
Capital Projects Fund.....	99
Road Projects Fund.....	100
Better Place Plan Fund .....	101
Internal Service Funds.....	102
Combining Statement of Net Assets – Internal Service Funds .....	103
Combining Statement of Revenues, Expenses and Changes in Funds	
Net Assets – Internal Service Funds .....	104
Combining Statement of Cash Flows – Internal Service Funds.....	105
Fiduciary Funds.....	106
Combining Statement of Fiduciary Net Assets – Agency Funds.....	107
Combining Statement of Changes in Assets and Liabilities – Agency Funds .....	108
Schedule of Expenditures of Federal Awards and State Financial Assistance .....	109
Notes to Schedule of Expenditures of Federal Awards and State Financial Assistance.....	111

## STATISTICAL SECTION

TABLE OF CONTENTS .....	S-1
<b>FINANCIAL TRENDS</b>	
Net Assets by Component .....	S-3
Fund Balances – Governmental Funds .....	S-5
Changes in Fund Balances – Governmental Funds .....	S-8
<b>REVENUE CAPACITY</b>	
Taxable and Estimated Actual Value of Taxable Property .....	S-9
Property Tax Rates – Direct and Overlapping Governments .....	S-12
Principal Taxpayers .....	S-13
Property Tax Levies and Collections .....	S-14
<b>DEBT CAPACITY</b>	
Ratios of Outstanding Debt by Type .....	S-15
Ratios of Net General Bonded Debt Outstanding .....	S-16
Direct and Overlapping Governmental Activities Debt .....	S-18
Legal Debt Margin .....	S-19
Pledged – Revenue Coverage .....	S-20
<b>DEMOGRAPHIC AND ECONOMIC INFORMATION</b>	
Demographic Statistics .....	S-21
Principal Employers .....	S-24
<b>OPERATING INFORMATION</b>	
Full-Time Equivalent County Government Employees by Function .....	S-26
Operating Indicators by Function/Program .....	S-27
Capital Asset Statistics by Function/Program .....	S-30

## COMPLIANCE SECTION

<b>ADDITIONAL ELEMENTS REQUIRED BY THE RULES OF THE AUDITOR GENERAL</b>	
Management Letter .....	C-1
Report on Internal Control Over Financial Reporting and on Compliance and Other Matters .....	C-3
Report on Compliance and on Internal Control Over Compliance Applicable to Each Major Federal Awards Program and State Financial Assistance Project .....	C-5
Schedule of Findings and Questioned Costs .....	C-7
Audit Findings Follow-up Summary Schedule of Prior Audit Findings (Relative to Federal Programs and State Projects) .....	C-9
Corrective Action Plan (Relative to Current Findings) .....	C-10
<b>PUTNAM COUNTY GENERAL INFORMATION .....</b>	<b>Inside Back Cover</b>



This Page  
Intentionally  
Left Blank

# LETTER OF TRANSMITTAL



Office of  
**Clerk of Court**  
**Tim Smith**

March 10, 2009

The Honorable Nancy S. Harris  
Chairman, Board of County Commissioners  
P. O. Box 758  
Palatka, FL 32178-0758

Dear Mrs. Harris:

In accordance with Section 218.39 of the Florida Statutes, we are pleased to submit to you, the Board of County Commissioners and the Citizens of Putnam County, the Comprehensive Annual Financial Report (CAFR) of Putnam County, Florida, for the fiscal year ended September 30, 2008.

This report was prepared by the Finance Department of the Clerk of the Circuit Court. Responsibility for the accuracy of the data presented and the completeness and fairness of the presentation, including all disclosures, rests with the Clerk of the Circuit Court as Chief Financial Officer of Putnam County. We believe the data contained in this report is accurate in all material respects and is shown in a manner that fairly presents the financial position of the County at September 30, 2008, and the results of its operations and its cash flows for the year then ended.

County management is responsible for establishing and maintaining internal controls to provide reasonable, but not absolute, assurance that the County's assets are safeguarded against loss from unauthorized use or disposition. Additionally, the Clerk of the Circuit Court, through the Finance Department, is responsible for providing reasonable assurance that financial records are reliable for preparing financial statements and that proper accountability for assets is maintained. The concept of reasonable assurance recognizes that the cost of a control should not exceed the benefits likely to be derived, and the evaluation of costs and benefits requires judgments by management. All internal control evaluations occur within this framework. We believe that the County's internal accounting controls adequately safeguard assets and provide reasonable assurance of proper recording of financial transactions.

The independent accounting firm of Davis, Monk & Company, whose report is herein included, audited the County's Financial Statements. The goal of the audit was to provide reasonable assurance that the financial statements of the County are free of material misstatement. The audit involved examining, on a test basis, evidence supporting the amounts and disclosures in the financial statements, assessing the accounting principles used and significant estimates made by Management, and evaluating the overall financial statement presentation. Based upon their independent audit, Davis, Monk & Company concluded that there was a reasonable basis for rendering an unqualified opinion that the County's financial statements are fairly presented in conformity with accounting principles generally accepted in the United States of America for the fiscal year ended September 30, 2008.

Additionally, the audit was also designed to meet the requirements of Generally Accepted Government Auditing Standards, the Federal Single Audit Act of 1984, the Single Audit Act Amendments of 1996, related OMB Circular A-133, the Florida Single Audit Act, and the Rules of the Auditor General, Chapter 10.550. The standards require the auditor to report on the County's internal controls and legal compliance requirements as they specifically relate to state and federal awards. These reports are presented in the Compliance section of this report.

**Putnam County • P.O. Box 758 • Palatka, FL 32178-0758**



Generally Accepted Accounting Principles (GAAP) require that management provide a narrative introduction, overview and analysis to accompany the basic financial statements in the form of Management's Discussion and Analysis (MD&A). This letter of transmittal is designed to complement the MD&A and should be read in conjunction with that document. Putnam County's MD&A can be found immediately following the report of the independent auditors.

## **GOVERNMENT PROFILE**

Putnam County was founded in January 1849. The county seat, Palatka, was established in January 1853. The County encompasses approximately 827 square miles and is located in the Northeast region of the State of Florida between Gainesville to the west and Jacksonville to the northeast. On the St. Johns River, Palatka was a major water transportation and commerce center until a fire in 1884 destroyed the majority of the downtown/riverfront area. Today, the river is primarily used for recreational boating and fishing, as are the numerous large and small lakes located throughout the County.

The Board of County Commissioners of Putnam County (the Board) operates under a non-charter form of government under the authority provided in Article III of the Constitution of the State of Florida, which empowers the creation of counties as political subdivisions of the State. Under the Constitution of the State of Florida, the offices of Clerk of Circuit Court, Property Appraiser, Sheriff, Tax Collector and Supervisor of Elections are specifically authorized and empowered to provide their functional services independently of the Board. All elected officials serve four-year terms and those currently in office are identified at the front of this CAFR.

The Board is composed of five members, one from each district within the County. However, each commissioner is elected Countywide. The Commissioners appoint a County Administrator whose duties include the administration of directives and policies of the Board and who has the responsibility for the operation of all business centers and the provision of services under the purview of the Board.

The County is financially accountable for an organization when the County appoints a voting majority of the organization's governing body and is able to impose its will on the organization; or there is a potential for the organization to provide a financial benefit or impose a financial burden on the County; or the organization is fiscally dependent on the County. The Putnam County Development Authority is included as a component unit in the County's reporting entity because the Authority has been deemed to be fiscally dependent on the County. However, the County has determined that the Putnam County Fair Association and the Putnam County School District do not meet the criteria for inclusion in the reporting entity.

Annual budgets are legally adopted on a basis consistent with accounting principles generally accepted in the United States of America. Prior to June 1, elected constitutional officers, with the exception of the Tax Collector, submit tentative budget requests for the operation of their offices to the Board. Prior to July 15, the County Administrator/Budget Officer and the other members of the Budget Review Committee review these requests and those of the County's various departments for expenditures for the next fiscal year. All previous expenditures, accomplishments and objectives are reviewed. In particular, additional personnel, vehicles, computer equipment and software, and capital outlay appropriation requests are scrutinized. By July 15 the proposed budget is submitted to the Board. The final adoption of the budget by resolution occurs in September after two advertised public hearings are held to obtain taxpayer input. All budget appropriations lapse at year end and are not rolled forward into the next fiscal year unless they are included as expenditures in the next year's budget.

Florida Statutes provide that it is unlawful to make expenditures that exceed the total amount budgeted for each fund. Therefore, the fund level is the legal level of control for budget considerations. The County Administrator/Budget Officer and the Department managers can transfer appropriations within the budget, but cannot change the total appropriation of an individual fund without the approval of the Board.

## **ECONOMIC CONDITION AND OUTLOOK**

Putnam County is a rural county with a population of about 75,000 of which approximately 80% is located within the unincorporated areas of the County. Historically, the County has experienced relatively slow growth and that trend is expected to continue for the foreseeable future.

Despite past modest growth in financial resources, County management has worked hard to manage the increasing demands on services and infrastructure. Critical review and prioritization of proposed projects has allowed the county to support a reasonable amount of growth, and begin to develop the means to expand commercial development. A one cent voter approved surtax has provided in excess of \$27.7 million for infrastructure improvements since January 2003. The improvements are helping to promote economic development and an overall improvement in quality of life for the citizens of Putnam County.

The County's unemployment rate of 8.1% for September 2008 is well above the State's rate of 6.6%, and is much higher than the 4.8% rate for September 2007, an increase of nearly 69%. This is indicative of the recent downturn in the economy.

The outlook for future economic growth in the County has moderated from previous years. Some of the factors affecting future growth are as follows:

1. Seminole Electric, the County's largest taxpayer, is planning to expand its operations by adding a third generating unit. Construction was scheduled to begin in September 2008 with commercial operations scheduled to begin in May 2012, but unexpected permitting issues have stalled the project. While significantly increasing the County's tax base, the \$1.2 billion project would provide an estimated 1,500 skilled construction jobs during the four year construction period. An additional 50 employees would be added to Seminole's work force when the unit goes into service.
2. Wal-Mart has announced plans to construct a large distribution center in the southern end of the County. The proposed 850,000 square foot facility is projected to employ approximately 600 people.
3. The recent completion of the four lane Highway 207 from East Palatka to St. Augustine along with the future widening to four lanes of Highway 20 between Palatka and Gainesville will greatly enhance access to the County.
4. Recent statewide property tax reform will reduce the amount of ad-valorem tax revenue between \$3 to \$5 million annually. At a minimum, the reduction in revenue will result in some projects or capital expenditures being delayed. Additional, some cuts in non-vital services may become necessary.

### **Major Initiatives**

Property tax reform and the resulting annual reduction in revenue of approximately \$4.5 million per annum has created a difficult situation for the county in being able to move forward on critical infrastructure projects and those which would improve quality of life. This makes it even more important that the County broaden its tax base through economic development and the creation of jobs. The Business Park on St. John's Avenue should be a major attraction to companies and businesses considering relocation. Previously, the County, in partnership with a private developer, constructed a 50,000 square foot industrial shell building in the Park. This building remains available, and it is hoped that this will aid in attracting a prospect that has an interest in a facility which can be readily completed to expedite start-up in a new location. Successful marketing of this structure may lead to the construction of another building or the extension of infrastructure within the Park. In the coming year the County will consider changes to the future land use map designating several properties for large scale industrial use in order to provide some diversity in location for businesses which may have an interest in Putnam County.

The completion of the renovation of a building which formerly housed a telephone center was accomplished in December 2007. This facility, acquired by the County in 2005, has filled a major void in providing emergency management personnel and other county officials a safe haven from which to direct operations during and after disasters. The office space previously occupied by Emergency Services was turned over to the Sheriff's Department. It has been renovated and now houses the Department's detective division. This has relieved some overcrowding in the Sheriff's Department and allowed the Department to re-allocate space to those personnel who remain housed in the main building.

Improving roads through resurfacing, widening and turning "dirt to pavement" will continue to be a major priority for the County both now and in the future. The evaluation of alternative asphalt mixes has aided in stretching available dollars to maximize the number of miles that can be improved. While the one cent infrastructure surtax, approved in a referendum in September 2002, provides the primary source of revenue for these road projects, the County continues to pursue grant funds from both the State and Federal governments. Federal funds are earmarked for 309C which is in design and may be initiated in the coming fiscal year. Grant funds from the State for county roads 309 and 310 have been awarded. The resurfacing of 310 and the widening and resurfacing of 309 will be undertaken in the next fiscal year. A number of roads were resurfaced in the past year and significant "dirt to pavement" projects included Beecher Springs Road, Old Welaka Road and Strickland Road. Road projects undertaken using the surtax dollars may be limited in the coming year due to accelerated spending to accomplish multiple projects in the past and the need to repay principal and interest of Board-authorized borrowing against the expected surtax proceeds.

The East Putnam Regional Water System has been long in the making, but a Notice to Proceed was issued to the successful bidder in November 2007. The system will consist of a reverse osmosis treatment plant, storage, transmission and distribution lines. The \$26 million project is funded from state, federal, water management district and local sources. Anticipated completion date for water service to be initiated to customers is August 2009.

Space constraints existed for many general county government functions. In particular, those which were housed in buildings across the parking lot from the courthouse which included Administration, Human Resources, Planning and Development, Veteran Services, Elections and the Board of Commissioners. In July 2006 the county purchased an 80,000 square foot shopping complex in another part of the city. Renovation of approximately 45,000 square feet of this space began in May 2007. Final renovation costs were approximately \$5.2 million and county offices moved in on August 8, 2008. In addition to providing much needed office space, the facelift of the façade revitalized the entire area in which it is located. The vacated office space will create a domino effect giving relief to some of the court-related functions which are experiencing similar space limitations.

Grant funding enabled the Parks and Recreation Department to oversee some expansion and improvements to the Francis Sports Complex and the South Putnam Recreation Complex. Improved irrigation, multi-use fields and a concession stand in the South Putnam facility were among the additions to these two facilities. The Department will oversee the design and construction of an amphitheater and related amenities at the West Putnam Recreation Complex in Interlachen in the coming year.

In April 2008 a dedication ceremony was held at the historic schoolhouse in Bostwick to celebrate the completion of the third phase of renovation. The renovation began in 2001 and was funded through historic preservation grants and local funds. This historic building now houses the Bostwick branch of the library system.

In June 2007 the Fair Authority was authorized to initiate improvements to the county-owned property where the annual County Fair is held. Phase I improvements included a new ticket booth, asphalt walkways in the midway and parking lot upgrades. This work was coordinated by the Fair Authority and with the assistance of county forces and community donations., it was completed in time to host the fair in March 2008.

The County has engaged a consultant to provide a design and secure permitting for a new class I area at the landfill for the disposal of household solid waste. The construction of this cell in the coming year is

imperative to ensure continued viability of the County's landfill as a facility to dispose of solid waste prior to the space in the cell currently being used becoming filled to capacity.

The existing jail facility continues to be a situation that must be addressed in the future. A needs assessment indicated that a two hundred bed expansion, renovation of existing cells and improved and expanded ancillary services is necessary. The estimated costs vary, but approximately \$22 million will be required. Rising construction costs and the ensuing anticipated increased operational costs have slowed progress on this project during a time when limited resources make it difficult to consider undertaking a project of this magnitude. The unexpected delay in the expansion of the Seminole Power Generating Plant has disrupted plans to use increased revenue from that expansion to acquire debt for construction of the jail.

A consultant previously conducted a needs assessment of the court functions and judicial offices. An increasing number of court cases requiring the assignment of additional court personnel has created overcrowded conditions in the courthouse and in offices that support the judicial process. A Task Force recommended that the County consider a new, stand-alone structure to address the space requirements for the judiciary and support functions. To this end, a fifty-six acre parcel of property adjacent to the existing jail was acquired in January 2006. Regrettably, progress on this project has been slowed by limited resources as has the jail expansion with the untimely delay of the Seminole expansion project being the most significant factor. However, the aforementioned renovation of a facility to house county offices will provide some space relief for court-related functions and obviate the need for immediate action on a future judicial center. This will remain a long-term objective for the county.

The need for a centralized wastewater treatment system in the East Putnam area is essential to abating pollution of the river and reducing contamination of wells. The County negotiated with the Florida Department of Corrections to partner in utilizing parts of its facilities as a segue to a Regional County Wastewater System in that area. Leases and agreements for services will be formally executed in the coming year. A Scope of Services with a consulting engineering firm for the design, permitting and bidding of a wastewater system has been approved. Design plans are to be submitted to DEP in June 2009, and following review and approval, bid documents for Phase I of the approximately \$9 million project will be prepared.

In October 2006 the county implemented impact fees on new construction to generate revenue to offset the capital costs of providing infrastructure for essential county services that are impacted by growth. Ordinances were prepared to implement impact fees for schools, fire, transportation, EMS and parks and recreation. The coming year may bring a review of impact fees as the overall economy begins to slow. Reduction or suspension of the fees may be advocated as one means to aid in stimulating the economy.

## FINANCIAL POLICIES

**General Fund Balance:** In 2002, the Board of County Commissioners adopted a General Fund Balance policy which established a "Rainy Day Fund" to be used for the following nonrecurring purposes: (1) the acquisition of capital assets, (2) the non-scheduled retirement of outstanding debt, and (3) for fiscal stabilization such as offsetting short-term revenue shortfalls due to economic downturns. The policy further requires that the level of unreserved, undesignated fund balance (identified in the policy as the "General Fund Reserve") shall not be less than 10% of annual General Fund revenues excluding transfers and other financing sources. The County has consistently exceeded the mandated requirement.

**Cash Management:** The County utilizes a pooled cash account and maintains separate "zero balance" checking accounts for Payroll and Accounts Payable. Funds are automatically drawn from the concentration (operating) account as needed. The County's financial institution does not require compensating balances. Interest is received monthly on funds remaining in the concentration account.

Cash in excess of amounts needed for immediate operations is invested with the State Board of Administration (state investment pool), the Florida Local Government Investment Trust, and several qualified public depositories. Other cash is invested in money market funds, certificates of deposit, obligations of the United States and Repurchase Agreements.

The County invests funds in accordance with Board policy, which was developed in compliance with the guidelines established in Section 218.415(17), Florida Statutes. This policy allows the County to achieve market rates of return using safety, liquidity and yield, in that order of priority, as its three main objectives.

**Risk Management:** The County administers a self-insurance program for worker's compensation coverage. The Risk Management Fund, an Internal Service Fund, provides worker's compensation coverage for its employees up to a maximum of \$500,000 for each occurrence.

The County provides health and life insurance for its employees via the Group Insurance Reserve Fund (an Internal Service Fund). Under this program, the Insurance Reserve Fund provides life insurance coverage up to a maximum of three times the employee's salary. Effective October 1, 2002, the County became "fully insured" for its health insurance coverage. As such, the County has no liability for claims beyond the monthly premiums charged by the commercial insurance carrier.

The County is a member of the Florida Association of Counties Trust (the "Trust"), which insures various risks of loss related to general liability, personal injury, and errors and omissions. The County pays an annual premium to the Trust for its coverage. The premiums are designed to fund the liability risks assumed by the Trust and are based on certain actual exposures of each member. The premiums are paid from the Risk Management Fund, an Internal Service Fund.

## **LONG-TERM FINANCING PLANNING**

The County's long-term Capital Improvement Plan serves as the starting point in the determination of the need for future financing, however, the decision to issue debt is made on a case by case basis after careful evaluation of all relevant factors. Some of the factors that are considered include the following:

- Current constraints under existing debt covenants
- The County's current financial condition
- Current market conditions, including current interest rates
- The type, availability and stability of revenues pledged for debt repayment
- Evaluation between the availability of internal and external funding sources

The County's responsiveness to emerging economic challenges and its careful long-range planning have been key factors in Putnam County's fiscal health. Fiscal conservatism, a streamlined budget, and operating efficiencies have resulted in a solid financial position for the County at the close of FY 2008.

## **AWARDS AND ACKNOWLEDGMENTS**

The Government Finance Officers Association of the United States and Canada (GFOA) awarded a Certificate of Achievement for Excellence in Financial Reporting to the County for its Comprehensive Annual Financial Report for the year ended September 30, 2007. This was the 24th consecutive year the County has received this prestigious award.

In order to be awarded a Certificate of Achievement, the County must publish an easily readable and efficiently organized comprehensive annual financial report. This report satisfies both generally accepted accounting principles and applicable legal requirements.

A Certificate of Achievement is valid for a period of one year only. We believe that our current Comprehensive Annual Financial Report continues to meet the requirements of the Certificate of Achievement Program. This report will be submitted to the GFOA to determine its eligibility for another certificate.


Additionally, the County has received the GFOA's Award for Outstanding Achievement in Popular Annual Financial Reporting for the last four years.

**Acknowledgments:** A Comprehensive Annual Financial Report of this nature could not have been prepared without the dedicated efforts of the Finance Department staff of the Office of Clerk of Courts. Each member of the department has our sincere appreciation for the contributions made in the presentation of this report. We thank the Board of County Commissioners and the Constitutional Officers for their leadership and support in planning the financial operations of the County in a responsible and progressive manner. We would also like to recognize and thank the members of Davis, Monk & Company, our independent auditors; Mr. Scott Fleming, Assistant Director of Finance; Ms. Sherry Mehl, Director of Administration; Mr. Michael Anderson, Deputy County Administrator/Budget Officer; Ms. Linda Vining, Staff Accountant and Ms. Christine Wolfred, Administrative Assistant; for their valuable assistance and contributions toward this effort.

Respectfully submitted,



Tim Smith  
Clerk of the Circuit Court




John H. Jones, CPA, CIA  
Director of Finance



This Page  
Intentionally  
Left Blank

# FINANCIAL SECTION





Certified Public Accountants  
& Business Consultants

*A Partnership Consisting of  
Professional Associations*

*Gainesville*

4010 N.W. 25th Place  
P.O. Box 13494 (32604)  
Gainesville, Florida 32606  
Phone: (352) 372-6300  
(800) 344-5034  
Fax: (352) 375-1583

*Palatka*

906 South State Road 19  
Palatka, Florida 32177  
Phone: (386) 325-4561  
Fax: (386) 328-1014

*St. Augustine*

1301 Plantation Island Dr.  
Suite 205A  
St. Augustine, Florida 32080  
Phone: (904) 471-3445  
Fax: (904) 471-3825

*Website:*

[www.davismonk.com](http://www.davismonk.com)

*Members:*

CPAmerica International

Florida Institute of  
Certified Public Accountants

American Institute of  
Certified Public Accountants

Horwath International

## Independent Auditors' Report

Board of County Commissioners  
Putnam County, Florida

We have audited the accompanying financial statements of the governmental activities, the business-type activities, each major fund, and the aggregate discretely presented component unit and remaining fund information of Putnam County, Florida (the "County"), as of and for the year ended September 30, 2008, which collectively comprise the County's basic financial statements as listed in the table of contents. These financial statements are the responsibility of the County's management. Our responsibility is to express opinions on these financial statements based on our audit.

We conducted our audit in accordance with auditing standards generally accepted in the United States of America and the standards applicable to financial audits contained in *Government Auditing Standards*, issued by the Comptroller General of the United States. Those standards require that we plan and perform the audit to obtain reasonable assurance about whether the financial statements are free of material misstatement. An audit includes examining, on a test basis, evidence supporting the amounts and disclosures in the financial statements. An audit also includes assessing the accounting principles used and significant estimates made by management, as well as evaluating the overall financial statement presentation. We believe that our audit provides a reasonable basis for our opinions.

In our opinion, the financial statements referred to above present fairly, in all material respects, the respective financial position of the governmental activities, the business-type activities, each major fund, and the aggregate discretely presented component unit and remaining fund information of the County as of September 30, 2008, and the respective changes in financial position and cash flows where applicable thereof for the year then ended in conformity with accounting principles generally accepted in the United States of America.

In accordance with *Government Auditing Standards*, we have also issued our report dated March 10, 2009 on our consideration of the County's internal control over financial reporting and on our tests of its compliance with certain provisions of laws, regulations, contracts, and grant agreements and other matters. The purpose of that report is to describe the scope of our testing of internal control over financial reporting and compliance and the results of that testing, and not to provide an opinion on the internal control over financial reporting or on compliance. That report is an integral part of an audit performed in accordance with *Government Auditing Standards* and should be considered in assessing the results of our audit.

Management's discussion and analysis and the required supplementary information listed in the table of contents are not a required part of the basic financial statements, but are supplementary information required by the Governmental Accounting Standards Board. We have applied certain limited procedures, which consisted principally of inquiries of management regarding the methods of measurement and presentation of the required supplementary information. However, we did not audit the information and express no opinion on it.

Our audit was conducted for the purpose of forming opinions on the financial statements that collectively comprise the County's basic financial statements. The information listed in the table of contents as "supplemental information", including the Schedule of Expenditures of Federal Awards and State Financial Assistance, which is required by the U.S. Office of Management and Budget Circular A-133, *Audits of States, Local Governments, and Non-Profit Organizations* and Chapter 10.550, Rules of the Auditor General is presented for purposes of additional analysis and is not a required part of the basic financial statements. Such information has been subjected to the auditing procedures applied in the audit of the basic financial statements and, in our opinion, is fairly stated in all material respects in relation to the basic financial statements taken as a whole. The introductory section and the information provided in the statistical section are presented for the purpose of additional analysis and are not a required part of the basic financial statements. Such additional information has not been subjected to the auditing procedures applied in the audit of the basic financial statements and, accordingly, we express no opinion on it.



March 10, 2009  
Palatka, Florida

MANAGEMENT'S  
DISCUSSION &  
ANALYSIS

**PUTNAM COUNTY, FLORIDA**  
**Management's Discussion and Analysis**  
**September 30, 2008**

The County's discussion and analysis is designed to provide an objective and easy to read analysis of the County's financial activities for the fiscal year ended September 30, 2008. It is intended to provide a broad overview using a short-term and long-term analysis of the County's activities based on information in the financial report and fiscal policies that have been adopted by the Board of County Commissioners. Please read it in conjunction with the Letter of Transmittal and the County's financial statements. *All amounts, unless otherwise indicated, are expressed in thousands of dollars.*

***Financial Highlights***

**Government-wide Statements**

- Putnam County's assets exceeded its liabilities at September 30, 2008 by \$125,662 (*net assets*). Of this amount, \$6,854 may be used to meet the government's ongoing obligations to citizens and creditors.
- Total net assets are comprised of the following:
  - 1) Capital assets, net of related debt, of \$105,118, include property, equipment and infrastructure, net of accumulated depreciation, and reduced for outstanding debt related to the purchase or construction of those capital assets.
  - 2) Net assets of \$13,690 are restricted by constraints imposed from outside of the County such as debt covenants, grantors, laws, or regulations.
  - 3) \$9,530 of governmental net assets less a deficit of \$2,676 of business-type net assets represents the portion available to maintain the County's continuing obligations to citizens and creditors.
- The County's total net assets increased \$8,387 over the previous year with a decrease of \$4,972 resulting from governmental activities and an increase of \$13,359 resulting from business activities.

**Fund Statements**

- At September 30, 2008, the County's governmental funds reported combined ending fund balances of \$24,394, an increase of \$551 in comparison with the prior fiscal year.
- At September 30, 2008, unreserved fund balance for the General Fund (a major fund) was \$9,713 or 21.1% of General Fund operating revenue. This is within the Government Finance Officers Association's Recommended Practices guidelines for fund balance levels and within levels required by policy of the Board of County Commissioners. The General Fund Cash and Equivalent balance at year end was \$8,856.
- Governmental Fund revenues decreased \$5,207 or 6.6% from the prior year. All categories of revenue decreased from the previous year. Tax revenue decreased by \$2,424 largely because of a \$1,826 decrease in ad valorem tax collections along with a decrease of \$564 in Local Infrastructure Surtax collections. Intergovernmental revenue decreased by \$2,204 because fewer grant dollars were received. Other decreases were as follow: charges for services, \$165; licenses and permits, \$335; fines and forfeitures, \$1 and miscellaneous, \$78.

- The County's outstanding governmental long-term obligations increased by \$12,814. The change was due to the following: issuance of a \$3,500 note to finance road paving projects; issuance of debt for Sheriff's vehicles in the amount of \$43; issuance of a capital lease in the amount of \$766 for a new telephone system for the County; issuance of debt in the amount of \$10,532 to finance the construction of the East Putnam Regional Water System; payment of outstanding principal in the amount of \$2,221; and an increase of accrued compensated absences in the amount of \$194.

### ***Overview of the Financial Statements***

This discussion and analysis is intended to serve as an introduction to Putnam County's Comprehensive Annual Financial Report (CAFR). The CAFR contains the Basic Financial Statements which include three components: Government-wide Financial Statements, Fund Financial Statements and Notes to the Financial Statements. The report also contains the Statistical Section, Compliance Section and Other Supplementary Information.

### **Government-wide Financial Statements**

The *Government-wide Financial Statements* are designed to provide readers with a broad overview of the County's finances, in a manner similar to a private-sector business. These statements include a *Statement of Net Assets* and a *Statement of Activities*.

- The *Statement of Net Assets* presents information on all of the County's assets and liabilities, with the difference between the two reported as net assets. Changes in net assets over time may serve as a useful indicator of whether the financial position of the County is improving or deteriorating.
- The *Statement of Activities* presents information showing how the government's net assets changed during the fiscal year. Changes in net assets are reported as soon as the underlying economic transactions occur, regardless of when cash is received or paid. Therefore, some of the revenues or expenses reported in the Statement of Activities will have cash flows in future fiscal periods. For example, certain sales taxes are shown as revenues although cash receipts will occur early in the following fiscal year; an increase in unused vacation leave is recorded as an expense although related cash outflows will occur in the future. Furthermore, this statement demonstrates the degree to which the direct expenses of a given function or segment are offset by program revenues. Please refer to the Notes to the Financial Statements for further elaboration regarding direct expenses and program versus general revenues.

The *Government-wide Financial Statements* show a distinction between activities that are supported primarily by taxes and intergovernmental revenues (i.e., governmental activities) and activities that attempt to recover all or most of their costs through user fees and charges (i.e., business-type activities). The governmental activities of the County include general government, public safety, physical environment, transportation, economic environment, human services, court related activities, and culture and recreation. Business-type activities of the County are the Water and Wastewater Utility System, Port Authority and the Waste Management System.

## **Fund Financial Statements**

A *fund* is a grouping of related accounts that is used to maintain control over resources that have been segregated for specific activities or objectives. The County uses fund accounting to ensure and demonstrate compliance with legal, legislative, contractual, and other finance-related provisions. The fund statements focus on the *major* funds of the County (i.e., the most significant funds, either quantitatively or qualitatively). All of the County's funds may be divided into three categories: *governmental*, *proprietary* and *fiduciary* funds.

### ***Governmental funds***

*Governmental funds* are used to account for essentially the same functions that are reported as *governmental activities* in the Government-wide Financial Statements. However, unlike the Government-wide Financial Statements, Governmental Fund Financial Statements focus on near-term inflows and outflows of spendable resources, as well as on balances of spendable resources available at the end of the fiscal year. Such information may be useful in evaluating a government's near-term financing requirements. Reconciliations of the differences between the Government-wide and the Fund Financial Statements are provided immediately after the *Balance Sheet-Governmental Funds* and the *Statement of Revenues, Expenditures, and Changes in Fund Balances-Governmental Funds*, respectively, in the *Basic Financial Statements*.

Governmental funds presented individually in the County's statements include four major funds: the General Fund, the Sheriff's Fund, the East Putnam Grant Fund and the Better Place Plan Fund. Although there are numerous smaller governmental funds in the County, they have been presented in a total column labeled as *Other Governmental Funds*. Budget and actual comparison statements are also presented as *Required Supplementary Information* (RSI) for the General Fund and each major special revenue fund with an annually adopted budget. Combining statements for the County's non-major funds, budget and actual comparison schedules for the County's major capital projects fund (the Better Place Plan Fund) and budget and actual comparison schedules for any non-major funds with annually appropriated budgets, are presented in the *Supplemental Information* section of this report.

### ***Proprietary funds***

The *Proprietary Fund Financial Statements* may be found in the *Basic Financial Statements*. The County maintains two different types of proprietary funds. *Enterprise funds* are used to report in greater detail the same functions presented as business-type activities in the Government-wide Financial Statements. The County uses enterprise funds to account for its Water and Wastewater Utility System, Port Authority and its Waste Management System. *Internal Service Funds* are an accounting device used to accumulate and allocate costs internally among the County's various functions. The County uses internal service funds to account for its Fleet Maintenance, Group Insurance Reserve and Risk Management Funds. These programs are included within governmental activities in the Government-wide Financial Statements because they predominantly benefit governmental rather than business-type functions. The internal service funds are combined into a single presentation in the Proprietary Fund Financial Statements. Individual fund data for the internal service funds are provided in the *Supplemental Information* section of the report.

### ***Fiduciary funds***

*Fiduciary funds* are used to account for resources held for the benefit of parties outside the government. *Agency funds* are the only type of fiduciary fund used by the County. The amounts in these fiduciary funds are not included in the Government-wide Financial Statements because the resources of these funds are not available to support the County's own programs. However,

the *Statement of Fiduciary Net Assets-Fiduciary Funds* in the *Basic Financial Statements* is provided for information on the fiduciary funds. In addition, the individual agency funds are presented in the *Supplemental Information* section of this report.

## Notes to the Financial Statements

The notes provide additional information that is essential to a full understanding of the data provided in the Government-wide and Fund Financial Statements.

## Other Information

Combining and individual statements and schedules referred to earlier, which present more detailed views of nonmajor funds, as well as individual fund budget and actual comparison schedules for the nonmajor funds, are found in the *Supplemental Information* section of the CAFR.

## Government-wide Financial Analysis

### Net Assets

As noted earlier, net assets may serve over time as a useful indicator of a government's financial position. In the case of the County, assets exceeded liabilities by \$125,662 at the close of the fiscal year ended September 30, 2008. By far the largest portion of the County's net assets, \$105,118 or 83.7%, reflects its investment in capital assets such as land, buildings, infrastructure and equipment, less any related outstanding debt used to acquire those assets. The County uses these capital assets to provide services to its citizens. Consequently, these assets are *not available* for future spending. Although the County's investment in its capital assets is reported net of related debt, it should be noted that the resources needed to repay this debt must be provided from other sources, since the capital assets themselves cannot be used to liquidate these liabilities. The payment of maintenance and debt service costs on those capital assets will require future government resources.

Putnam County  
Summary Statement of Net Assets  
(amounts expressed in thousands)

	Governmental Activities		Business-type Activities		Total		Percent Change
	2008	2007	2008	2007	2008	2007	
Cash and Investments	\$ 37,887	\$ 33,169	\$ 7,726	\$ 8,176	\$ 45,613	\$ 41,345	10.3%
Other Current Assets	5,467	6,393	255	247	5,722	6,640	-13.8%
Capital Assets, Net	106,385	98,776	26,655	13,248	133,040	112,024	18.8%
Total Assets	149,739	138,338	34,636	21,671	184,375	160,009	15.2%
Current Liabilities	16,499	12,940	479	818	16,978	13,758	23.4%
Long-Term Obligations	31,200	18,386	10,535	10,590	41,735	28,976	44.0%
Total Liabilities	47,699	31,326	11,014	11,408	58,713	42,734	37.4%
Net Assets:							
Invested in Capital Assets, net of Related Debt	78,820	82,336	26,298	13,168	105,118	95,504	10.1%
Restricted	13,690	11,718	-	-	13,690	11,718	16.8%
Unrestricted	9,530	12,958	(2,676)	(2,906)	6,854	10,052	-31.8%
TOTAL NET ASSETS	\$ 102,040	\$ 107,012	\$ 23,622	\$ 10,262	\$ 125,662	\$ 117,274	7.2%

An additional portion of the County's net assets, \$13,690, are restricted, meaning they are subject to constraints on how they may be used, such as by laws, grantors, debt covenants, regulations or capital projects. At the end of the current fiscal year, the County is able to report positive balances in all three categories of net assets, for the government as a whole, as well as for its separate governmental and business-type activities. The County's business-type activities, however, reflect a deficit unrestricted net asset balance. This deficit balance is a direct result of large changes during the 2005 through 2008 fiscal years in estimates for closure costs, long-term care costs and remaining capacity related to the County's Landfill operations.

### ***Change in Net Assets***

Governmental activities decreased the County's net assets by \$4,972. This decrease resulted from the following: capital asset acquisitions and disposals \$14,304; the recognition of (\$6,708) of depreciation expense; the issuance of debt in the amount of (\$14,842); principal payments of \$2,221; the recognition of accrued interest expense of (\$201); the recognition of deferred revenues of (\$87); the recognition of (\$190) expense for increased compensated absences; the inclusion of Internal Service Funds in governmental activities in the amount of (\$20); and a \$551 increase in the fund balance total for the Governmental Funds.

**Putnam County, Florida**  
**Changes in Net Assets**  
(amounts expressed in thousands)

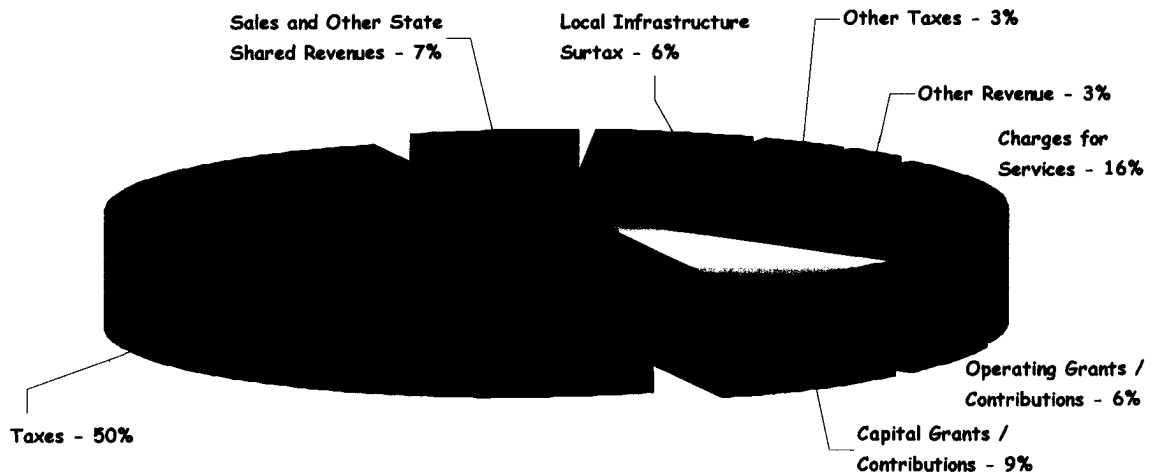
	Governmental Activities		Business-type Activities		Total		Percent Change
	2008	2007	2008	2007	2008	2007	
<b>Revenues:</b>							
Program revenues:							
Charges for services	\$ 11,722	\$ 12,435	\$ 6,379	\$ 6,591	\$ 18,101	\$ 19,026	-4.9%
Operating grants and contributions	4,689	5,506	583	191	5,272	5,697	-7.5%
Capital grants and contributions	6,318	6,740	-	-	6,318	6,740	-6.3%
General revenues:							
Property taxes	37,131	38,957	-	-	37,131	38,957	-4.7%
Sales and other state shared revenues	4,993	5,439	-	-	4,993	5,439	-8.2%
Local Infrastructure Surtax	4,715	5,279	-	-	4,715	5,279	-10.7%
Other taxes	2,542	2,633	-	-	2,542	2,633	-3.5%
Other revenue	2,148	2,596	341	607	2,489	3,203	-22.3%
<b>Total revenues</b>	<b>74,258</b>	<b>79,585</b>	<b>7,303</b>	<b>7,389</b>	<b>81,561</b>	<b>86,974</b>	<b>-6.2%</b>
<b>Expenses:</b>							
General Government	16,081	12,956	-	-	16,081	12,956	24.1%
Public Safety	29,311	26,527	-	-	29,311	26,527	10.5%
Physical Environment	431	724	-	-	431	724	-40.5%
Transportation	9,709	8,299	-	-	9,709	8,299	17.0%
Economic Environment	1,939	5,341	-	-	1,939	5,341	-63.7%
Human Services	1,945	2,682	-	-	1,945	2,682	-27.5%
Culture/Recreation	2,326	2,329	-	-	2,326	2,329	-0.1%
Court Related	3,292	3,200	-	-	3,292	3,200	2.9%
Interest on L-T Obligations	1,053	653	-	-	1,053	653	61.3%
Water and Wastewater	-	-	127	117	127	117	8.5%
Solid Waste	-	-	6,827	7,942	6,827	7,942	-14.0%
Port Authority	-	-	133	100	133	100	33.0%
<b>Total Expenses</b>	<b>66,087</b>	<b>62,711</b>	<b>7,087</b>	<b>8,159</b>	<b>73,174</b>	<b>70,870</b>	<b>3.3%</b>
Increase in Net Assets							
Before Transfers	8,171	16,874	216	(770)	8,387	16,104	
Transfers	(13,143)	(477)	13,143	477	-	-	
Increase (Decrease) in net assets	(4,972)	16,397	13,359	(293)	8,387	16,104	
Net Assets - Beginning of Year	107,012	90,615	10,263	10,556	117,275	101,171	
Net Assets - End of Year	\$ 102,040	\$ 107,012	\$ 23,622	\$ 10,263	\$ 125,662	\$ 117,275	7.2%



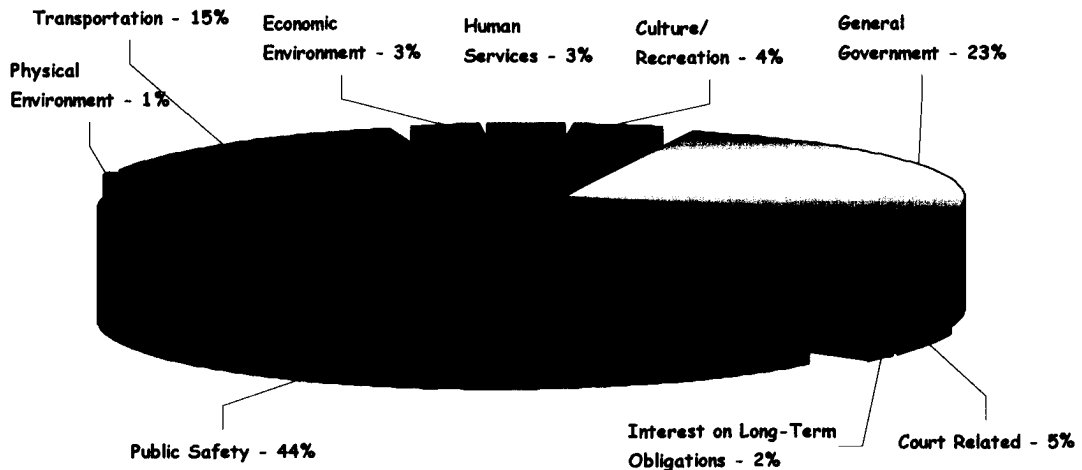
## Governmental Activities

The County's overall financial position improved in comparison to the previous year. Total net assets increased \$8,387 over the prior year with a decrease of \$4,972 resulting from governmental activities and an increase of \$13,359 resulting from business-type activities. The reasons for these changes are the same as enumerated above in the discussion of the statement of net assets and on the following page under the caption of Business-Type Activities.

### Revenues by Source - Governmental Activities



### Expenses - Governmental Activities




## Business-type Activities

Business-type activities increased the County's net assets by \$13,359. Key elements resulting in the increase are as follows:

- Business-type activities generated a net income before capital contributions and transfers of \$216, while transfers out totaled \$112.
- Capital contributions, totaling \$13,255 and consisting of recently constructed East Putnam Regional Water and Wastewater infrastructure were received from Governmental Funds.

### Revenues by Source - Business-Type Activities



## Financial Analysis of the County's Funds

As mentioned earlier, the County uses fund accounting to ensure and demonstrate compliance with finance-related requirements.

### *Governmental funds*

The focus of the County's governmental funds is to provide information on near-term inflows, outflows and balances of spendable resources. This difference in focus and purpose creates significant variances between the Governmental Fund Financial Statements and the Government-wide Financial Statements. For the year ended September 30, 2008, the net increase in fund balances per the Governmental Funds Financial Statements totaled \$551 while the governmental activities column of the Government-wide Financial Statements reported a decrease of \$4,972 assets. A detailed reconciliation between these two amounts is provided on page 6 of the accompanying Financial Statements.

Unreserved fund balance may serve as a useful measure of a government's net resources available for spending at the end of the fiscal year. At September 30, 2008, the County's governmental funds reported combined ending fund balances of \$24,394. Of the total governmental fund balance, \$16,965 constitutes unreserved fund balance, which is available for spending within the constraints of each particular fund. The remainder of the fund balance is reserved for local housing assistance (SHIP) loan guarantees \$898, debt service \$6,216, prepaid expenditures \$255 and for inventory of supplies \$60.

Governmental funds posted a \$551 net increase in fund balances for the fiscal year. The following funds experienced the most significant changes in fund balance for the year: the General Fund (a major fund) decreased by \$2,402 largely because of planned expenditures toward the completion of a new Government Office Complex; the Fire Tax Unit Fund increased \$535 due to fiscal conservatism; the fund balance for the Better Place Plan Fund (a major fund) increased \$1,835 as the result of borrowing and lower spending than the previous year, while the new Impact Fee Fund generated revenues of \$400 in excess of expenditures; the fund balance for The East Putnam Grant Fund (a major fund) increased by \$681 because of borrowings and grants received for the construction of the East Putnam Regional Water System; the SHIP and Hurricane Housing Assistance Funds experienced a combined fund balance decrease of \$732 because expenditures were made to provide affordable housing aid to qualified residents; the Communications Improvement Fund's fund balance declined by \$134 because expenditures and debt service payments exceeded current year revenues; the fund balance of the Capital Projects fund increase \$144 related to a transfer from the General Fund, while the MSBU Loan fund balance decreased by \$156 because debt service payments exceeded current year revenues.

The Sheriff (a major fund) is funded by the Board of County Commissioners. The Sheriff's expenditures for the year were \$17,826, an increase of 3.9% over the prior fiscal year. The Sheriff's expenditures were greater mainly due to cost of living increases for personnel.

### ***Proprietary Funds***

The proprietary funds provide the same type of information found in the Government-wide Financial Statements, but in more detail. All three proprietary funds are major funds. At September 30, 2008, total net assets amounted to \$23,622, an increase of \$13,359 from the prior fiscal year. Unrestricted net assets totaled (\$2,676). Other factors concerning the finances of the Proprietary Funds were previously addressed in the discussion of the County's business-type activities.

### **General Fund Budgetary Highlights**

The General Fund budget to actual schedule is presented as *Required Supplementary Information* on page 40 of the accompanying Financial Statements. The variance between original and final budgeted amounts for the year is composed of the following:

- Intergovernmental revenues were increased by \$431 to account for unanticipated grant revenues received, while Miscellaneous revenues increased by \$4. Of this, \$385 was transferred to the Sheriff for various law enforcement activities along with an additional \$30 from the Reserve for Contingencies; \$28 was used to purchase laptops for EMS (Public Safety); and \$22 was used to purchase equipment used by the IT-GIS Department (General Government).
- The budget for Transfers Out increased by \$415. The transfers were funded by \$385 in unanticipated intergovernmental revenues and a \$30 in Reserve for Contingencies.

- The budget for Reserve for Contingencies decreased by an additional \$166 to fund a roof replacement (General Government).

A comparison of actual revenues versus the final budget reflects that the collection of Licenses and Permits, Intergovernmental Revenue, and Fines and Forfeitures were \$266, \$1,321 and \$19 less than the budgeted projections, respectively. All other categories of revenues exceeded budget estimates by a total of \$1,089. A substantial portion of the additional revenue over budget is attributable to the rise in the County's property tax base and an increased effort by the Tax Collector to collect delinquent taxes. Intergovernmental revenues did not reach projections because the start of East Putnam Regional Water Project (funded in part by USDA grants) did not occur as early as originally predicted in the fiscal year.

A review of actual expenditure results versus the final budget reveals that the actual expenditures for the General Fund were \$497 under budget. General Government expenditures were \$2,148 greater than budget primarily because of the renovation of the new government office complex (the expenditures for that project were \$3,874 under budget for the previous year) and the acquisition of a countywide phone system that had not been budgeted. Transportation expenditures were \$953 under budget as the result of delayed capital acquisitions. Human Services expenditures were \$815 under projections because Medicaid billing from the State of Florida were well below budget. Additionally, Reserves for Contingencies of \$222 were not needed during the year.

## Capital Asset and Debt Administration

	Governmental		Business-type		Total		Percent Change
	Activities		Activities				
	2008	2007	2008	2007	2008	2007	
Land	\$ 16,942	\$ 16,946	\$ 5,452	\$ 5,452	\$ 22,394	\$ 22,398	0.0%
Buildings and Improvements	24,286	16,758	736	801	25,022	17,559	42.5%
Equipment	9,192	9,569	976	664	10,168	10,233	-0.6%
Infrastructure	55,753	52,522	-	-	55,753	52,522	6.2%
Water and Sewer Distribution System		-	2,701	2,784	2,701	2,784	-3.0%
Landfill		-	1,001	1,014	1,001	1,014	-1.3%
Construction in Progress	211	2,981	15,788	2,533	15,999	5,514	190.2%
Total Capital Assets, Net	\$ 106,384	\$ 98,776	\$ 26,654	\$ 13,248	\$ 133,038	\$ 112,024	18.8%

## Capital Assets

The County's financial statements present capital assets in two groups: those assets subject to depreciation such as infrastructure, equipment and operational facilities, and those assets not subject to depreciation such as land and construction in progress. The County's investment in capital assets for its governmental and business-type activities as of September 30, 2008, amounts to \$133,038 (net of accumulated depreciation). This investment in capital assets includes land, buildings and building improvements, equipment, infrastructure (including roads and bridges), construction in progress, the Landfill, and the Water and Sewer Distribution System. Currently, infrastructure, land and buildings and improvements represent the largest components of governmental capital assets.

Major capital asset events completed during the current fiscal year include the following:

- The County expended \$5,160 to convert an old shopping center purchased in a prior year into a new Government Office Complex.
- The Information Technology Department acquired \$282 in new equipment during the year.
- Emergency Management and Fire acquired equipment totaling \$314.
- Public Works purchased equipment totaling \$398.
- Emergency Medical Services purchased an ambulance for \$175.
- The County continued its program to resurface, widen and add paved roads during the year at a capitalized cost of \$5,857.
- Sanitation acquired a compactor for the land fill and a front end loader for a total of \$632.

Additional information on the County's Capital Assets may be found in Note 8 beginning on page 27 of the accompanying Financial Statements.

### ***Long-term Obligations***

County-wide, total long-term debt obligations owed to outside institutions increased by \$12,898 from the prior year, while the long-term liability for compensated absences increased by approximately \$200. Accrued landfill closure and long-term care costs, however, decreased by a net of \$338.

Throughout fiscal year 2008, the County's governmental activities entered into two notes and one capital lease agreement, while the business-type activities entered into a \$454 capital lease..

### **Governmental Activities:**

- The Sheriff entered into a \$43 capital lease to finance the acquisition of patrol vehicles and related equipment, while the county acquired a new phone system by means of a \$766 capital lease.
- The Better Place Plan Fund Borrowed \$3,500 from a financial institution to finance several road paving projects
- The County borrowed \$10,533 from State and Federal agencies to finance the construction of the East Putnam Regional Water System.
- The County made the following principal payments during the year: special assessment debt - \$255, notes payable - \$1,037, and capital leases - \$930.
- Governmental obligations for compensated absences rose 10% or \$194 to \$2,140.

**Putnam County, FL**  
**Long-Term Debt Obligations**  
(amounts expressed in thousands)

	Governmental Activities		Business-type Activities		Total		Percent Change
	2008	2007	2008	2007	2008	2007	
Special Assessment Debt	2,399	2,653	-	-	2,399	2,653	-9.6%
Notes Payable	24,943	11,947	357	80	25,300	12,027	110.4%
Capital Lease Obligations	1,719	1,840	-	-	1,719	1,840	-6.6%
<b>Total</b>	<b>\$ 29,061</b>	<b>\$ 16,440</b>	<b>\$ 357</b>	<b>\$ 80</b>	<b>\$ 29,418</b>	<b>\$ 16,520</b>	<b>78.1%</b>

**Business-type Activities:**

- The Waste Management Fund retired \$80 of notes payable and \$97 of capital lease obligations.
- Accrued landfill closure and post-closure costs were increased by \$426 due to a change in accounting estimate that resulted when an engineering study revealed less than expected remaining capacity within the active cells. Those increases were offset by a reduction of \$764 due to payments made toward a cell closure.
- Obligations for compensated absences increased by \$6, or 15%, to \$46.

Additional information on the County's long-term obligations can be found in Note 9 beginning on page 28 of the accompanying Financial Statements.

**Economic Factors and Next Year's Budgets and Rates**

- The unemployment rate for the County for September 2008 was 8.1%. This represents a substantial increase over the previous year's 4.8%.
- The taxable value of real property increased 7.9%, while the taxable value of personal property increased 1.7% in the 2008 fiscal year.
- Building permit activity revenues decreased approximately 38% from the prior year.
- The population increased slightly from the prior year to an estimated 74,989 from 74,799.

During the current fiscal year, the unreserved fund balance in the General Fund decreased to \$9,713, a decrease of 20%. This decrease was primarily the result of planned and budgeted expenditures to complete the County's new Government Center. The ad valorem tax rate was reduced from 9.2 mils for fiscal year 2007 to 8.5765 mils for fiscal year 2008.

**Requests for Information**

This financial report is designed to present users with a general overview of the County's finances and to demonstrate the County's accountability. If you have questions concerning any of the information provided in this report or need additional information, contact the Putnam County Clerk of Courts, Finance and Accounting, P.O. Box 758, Palatka, Florida 32178-0758. Additional financial information can be found on our web site at <http://www.putnam-fl.com/clk/>.



This Page  
Intentionally  
Left Blank

# BASIC FINANCIAL STATEMENTS



**Putnam County, Florida**  
**Statement of Net Assets**  
**September 30, 2008**

	Primary Government			Component Unit
	Governmental Activities	Business-type Activities	Total	Putnam County Development Authority
<b>ASSETS</b>				
Cash and Equivalents	\$ 36,439,594	\$ 4,447,416	\$ 40,887,010	\$ 254,323
Investments	1,447,156	-	1,447,156	-
Receivables	1,038,136	227,499	1,265,635	1,321
Due From Other Governments	3,975,333	27,489	4,002,822	-
Inventory	157,625	-	157,625	-
Prepays	255,543	-	255,543	-
Other Assets	40,765	-	40,765	-
Restricted Cash and Equivalents	-	450,305	450,305	-
Restricted Investments	-	2,828,828	2,828,828	-
Capital Assets:				
Non-Depreciable	17,153,767	21,240,529	38,394,296	153,854
Depreciable, Net	89,230,968	5,414,226	94,645,194	117,031
<b>TOTAL ASSETS</b>	<b>149,738,887</b>	<b>34,636,292</b>	<b>184,375,179</b>	<b>526,529</b>
<b>LIABILITIES</b>				
Accounts Payable and Accrued Liabilities	8,629,095	464,380	9,093,475	46
Other Liabilities	587,924	14,381	602,305	-
Unearned Revenue	7,281,906	-	7,281,906	-
Noncurrent Liabilities:				
Due Within One Year	9,790,741	551,664	10,342,405	-
Due in More Than One Year	21,409,662	9,983,744	31,393,406	-
<b>TOTAL LIABILITIES</b>	<b>47,699,328</b>	<b>11,014,169</b>	<b>58,713,497</b>	<b>46</b>
<b>NET ASSETS</b>				
Invested in Capital Assets, Net of Related Debt	78,819,347	26,297,935	105,117,282	270,885
Restricted For:				
Affordable Housing Assistance	1,214,273	-	1,214,273	-
Court Functions and Courthouse Improvements	3,150,652	-	3,150,652	-
Fire Protection	3,639,966	-	3,639,966	-
Law Enforcement	375,329	-	375,329	-
Road and Bridge Maintenance	2,164,011	-	2,164,011	-
Public Records Modernization	792,024	-	792,024	-
Fishing Improvement	375,375	-	375,375	-
Tourist Development	191,691	-	191,691	-
Water System Improvements	1,495,515	-	1,495,515	-
Other Purposes	291,859	-	291,859	-
Unrestricted	9,529,517	(2,675,812)	6,853,705	255,598
<b>TOTAL NET ASSETS</b>	<b>\$ 102,039,559</b>	<b>\$ 23,622,123</b>	<b>\$ 125,661,682</b>	<b>\$ 526,483</b>

See accompanying notes.

**Putnam County, Florida  
Statement of Activities  
For the Year Ended September 30, 2008**

Functions/Programs	Program Revenues				Net (Expense) Revenue and Changes in Net Assets			Component Unit Putnam County Development Authority
	Expenses	Charges for Services	Operating Grants and Contributions	Capital Grants and Contributions	Primary Government		Total	
					Governmental Activities	Business-type Activities		
<b>PRIMARY GOVERNMENT:</b>								
<b>GOVERNMENTAL ACTIVITIES:</b>								
General Government	\$ 16,081,345	\$ 4,409,907	\$ 146,330	\$ 26,754	\$ (11,498,354)	\$ -	\$ (11,498,354)	\$ -
Public Safety	29,310,776	4,064,473	1,308,711	649,559	(23,288,033)	-	(23,288,033)	-
Physical Environment	431,209	186,531	37,488	3,402,883	3,195,693	-	3,195,693	-
Transportation	9,708,977	701,950	2,042,666	2,036,992	(4,927,369)	-	(4,927,369)	-
Economic Environment	1,938,559	54,602	368,584	-	(1,515,373)	-	(1,515,373)	-
Human Services	1,945,096	200,464	-	-	(1,744,632)	-	(1,744,632)	-
Culture and Recreation	2,326,242	93,295	264,004	201,695	(1,767,248)	-	(1,767,248)	-
Court Related	3,292,156	2,011,207	521,163	-	(759,786)	-	(759,786)	-
Interest on Long-Term Debt	1,053,154	-	-	-	(1,053,154)	-	(1,053,154)	-
<b>TOTAL GOVERNMENTAL ACTIVITIES</b>	<b>66,087,514</b>	<b>11,722,429</b>	<b>4,688,946</b>	<b>6,317,883</b>	<b>(43,358,256)</b>	<b>-</b>	<b>(43,358,256)</b>	<b>-</b>
<b>BUSINESS-TYPE ACTIVITIES:</b>								
Water and Wastewater System	126,763	54,395	-	-	-	(72,368)	(72,368)	-
Solid Waste	6,826,973	6,195,938	582,555	-	-	(48,480)	(48,480)	-
Port Authority	132,600	128,884	-	-	-	(3,716)	(3,716)	-
<b>TOTAL BUSINESS-TYPE ACTIVITIES</b>	<b>7,086,336</b>	<b>6,379,217</b>	<b>582,555</b>	<b>-</b>	<b>-</b>	<b>(124,564)</b>	<b>(124,564)</b>	<b>-</b>
<b>TOTAL PRIMARY GOVERNMENT</b>	<b>\$ 73,173,850</b>	<b>\$ 18,101,646</b>	<b>\$ 5,271,501</b>	<b>\$ 6,317,883</b>	<b>(43,358,256)</b>	<b>(124,564)</b>	<b>(43,482,820)</b>	<b>-</b>
<b>COMPONENT UNIT:</b>								
Putnam County Development Authority	\$ 29,040	\$ 10,427	\$ -	\$ -	-	-	-	(18,613)
<b>GENERAL REVENUES:</b>								
Property Taxes					37,130,894	-	37,130,894	-
Sales Taxes					2,620,640	-	2,620,640	-
Unrestricted State Shared Revenues					2,372,216	-	2,372,216	-
Gas Taxes					1,821,786	-	1,821,786	-
Local Infrastructure Surtax					4,714,955	-	4,714,955	-
Tourist Development Tax					177,193	-	177,193	-
Communications Service Tax					542,838	-	542,838	-
Investment Earnings					1,675,647	227,221	1,902,868	14,060
Gain on Sale of Capital Assets					-	107,353	107,353	-
Miscellaneous					472,549	6,675	479,224	11
Transfers					(13,142,520)	13,142,520	-	-
<b>TOTAL GENERAL REVENUES AND TRANSFERS</b>					<b>38,386,198</b>	<b>13,483,769</b>	<b>51,869,967</b>	<b>14,071</b>
<b>CHANGE IN NET ASSETS</b>					<b>(4,972,058)</b>	<b>13,359,205</b>	<b>8,387,147</b>	<b>(4,542)</b>
<b>NET ASSETS – BEGINNING OF YEAR</b>					<b>107,011,617</b>	<b>10,262,918</b>	<b>117,274,535</b>	<b>531,025</b>
<b>NET ASSETS – END OF YEAR</b>					<b>\$ 102,039,559</b>	<b>\$ 23,622,123</b>	<b>\$ 125,661,682</b>	<b>\$ 526,483</b>

See accompanying notes.

**Putnam County, Florida**  
**Balance Sheet – Governmental Funds**  
**September 30, 2008**

	<u>General Fund</u>	<u>Sheriff Fund</u>	<u>East Putnam Grant Fund</u>	<u>Better Place Plan Fund</u>	<u>Other Governmental Funds</u>	<u>Total Governmental Funds</u>
<b>ASSETS</b>						
Cash and Equivalents	\$ 8,855,586	\$ 1,054,970	\$ 8,439,971	\$ 742,738	\$ 15,442,963	\$ 34,536,228
Investments	469,430	-	-	-	977,726	1,447,156
Receivables	953,430	-	-	-	72,567	1,025,997
Due From Other Funds	2,790,412	-	-	-	15,741	2,806,153
Due From Other Governments	670,428	-	1,696,294	774,033	830,418	3,971,173
Inventory	59,524	-	-	-	401	59,925
Prepays	-	-	-	-	255,543	255,543
Other Assets	1,655	895	-	-	9,466	12,016
<b>TOTAL ASSETS</b>	<b><u>\$ 13,800,465</u></b>	<b><u>\$ 1,055,865</u></b>	<b><u>\$10,136,265</u></b>	<b><u>\$ 1,516,771</u></b>	<b><u>\$ 17,604,825</u></b>	<b><u>\$ 44,114,191</u></b>
<b>LIABILITIES AND FUND BALANCES</b>						
<b>LIABILITIES</b>						
Accounts Payable and Accrued Liabilities	\$ 1,645,282	\$ 489,699	\$ 3,025,712	\$ 1,563,969	\$ 1,437,837	\$ 8,162,499
Due to Other Funds	-	566,166	1,100,000	-	1,406,212	3,072,378
Due to Other Governments	2,625	-	-	-	105,777	108,402
Deferred Revenue	2,380,505	-	5,749,537	-	246,446	8,376,488
<b>TOTAL LIABILITIES</b>	<b><u>4,028,412</u></b>	<b><u>1,055,865</u></b>	<b><u>9,875,249</u></b>	<b><u>1,563,969</u></b>	<b><u>3,196,272</u></b>	<b><u>19,719,767</u></b>
<b>FUND BALANCES</b>						
Reserved For:						
Debt Service	-	-	6,216,076	-	-	6,216,076
Inventory	59,524	-	-	-	401	59,925
Loan Guarantees	-	-	-	-	897,951	897,951
Prepays	-	-	-	-	255,543	255,543
Unreserved, Reported In:						
General Fund	9,712,529	-	-	-	-	9,712,529
Special Revenue Funds	-	-	(5,955,060)	-	12,710,538	6,755,478
Debt Service Funds	-	-	-	-	426,547	426,547
Capital Projects Funds	-	-	-	(47,198)	117,573	70,375
<b>TOTAL FUND BALANCES</b>	<b><u>9,772,053</u></b>	<b><u>-</u></b>	<b><u>261,016</u></b>	<b><u>(47,198)</u></b>	<b><u>14,408,553</u></b>	<b><u>24,394,424</u></b>
<b>TOTAL LIABILITIES AND FUND BALANCES</b>	<b><u>\$ 13,800,465</u></b>	<b><u>\$ 1,055,865</u></b>	<b><u>\$10,136,265</u></b>	<b><u>\$ 1,516,771</u></b>	<b><u>\$ 17,604,825</u></b>	<b><u>\$ 44,114,191</u></b>

See accompanying notes.

**Putnam County, Florida**  
**Reconciliation of the Balance Sheet to the Statement of Net Assets –**  
**Governmental Funds**  
**September 30, 2008**

FUND BALANCES – TOTAL GOVERNMENTAL FUNDS	\$	24,394,424
<p>Amounts reported for governmental activities in the statement of net Assets are different because:</p>		
<p>Capital assets used in governmental activities are not current Financial resources and therefore are not reported in the funds.</p>		
Capital Assets – Net .....		106,322,928
<p>Interest on long-term debt is not recognized under the modified accrual basis of accounting until due, rather than as it accrues.</p>		
Accrued Interest on Long-term Debt.....		(322,457)
<p>Long-term liabilities do not require the use of current financial Resources and are not reported in the funds.</p>		
Long-Term Debt.....	(27,341,637)	
Capital Lease Obligations .....	(1,719,266)	
Compensated Absences .....	(2,107,900)	
Total Long-term Liabilities .....		(31,168,803)
<p>Unearned revenues in the statement of net assets differs from the deferred revenue amount reported in the governmental funds due to certain receivables. Governmental fund financial statements report unearned revenues or revenues which are measurable but not available as deferred revenues. However, deferred revenues in the governmental funds are susceptible to full accrual on the government-wide financial statements.</p>		
Deferred Revenues Reduced .....		1,094,582
<p>Internal service funds are used by management to charge the costs of fleet maintenance and insurance activities to individual funds. The assets and liabilities of the internal service funds are included in governmental activities in the statement of net assets because they primarily serve governmental activities of the County.</p>		
Internal Service Funds .....		<u>1,728,885</u>
Net Assets of Governmental Activities	\$	<u>102,039,559</u>

See accompanying notes.

**Putnam County, Florida**  
**Statement of Revenues, Expenditures and Changes in Fund Balances –**  
**Governmental Funds**  
**For the Year Ended September 30, 2008**

	General Fund	Sheriff Fund	East Putnam Grant Fund	Better Place Plan Fund	Other Governmental Funds	Total Governmental Funds
<b>REVENUES</b>						
Taxes	\$ 35,039,531	\$ -	\$ -	\$ 4,714,954	\$ 4,601,171	\$ 44,355,656
Licenses and Permits	551,545	-	-	-	50,047	601,592
Intergovernmental	5,552,810	-	3,011,639	-	6,706,806	15,271,255
Charges for Services	3,342,913	-	-	-	5,028,403	8,371,316
Fines and Forfeitures	95,576	-	-	-	733,275	828,851
Miscellaneous	1,374,170	-	391,244	30,237	2,089,090	3,884,741
<b>TOTAL REVENUES</b>	<b>45,956,545</b>	<b>-</b>	<b>3,402,883</b>	<b>4,745,191</b>	<b>19,208,792</b>	<b>73,313,411</b>
<b>EXPENDITURES</b>						
Current:						
General Government	15,067,230	-	-	-	5,821,614	20,888,844
Public Safety	7,251,429	16,325,119	-	-	3,476,330	27,052,878
Physical Environment	400,305	-	13,109,991	-	134,408	13,644,704
Transportation	540,278	-	-	-	6,438,608	6,978,886
Economic Environment	419,189	-	-	-	1,516,715	1,935,904
Human Services	1,928,002	-	-	-	-	1,928,002
Culture and Recreation	1,732,308	-	-	-	233,847	1,966,155
Court Related	232,386	580,814	-	-	2,418,396	3,231,596
Capital Outlay	-	-	-	5,173,995	1,610,521	6,784,516
Debt Service:						
Principal Retirement	157,086	864,112	-	760,000	439,750	2,220,948
Interest and Fiscal Charges	28,348	55,806	127,434	476,630	163,880	852,098
<b>TOTAL EXPENDITURES</b>	<b>27,756,561</b>	<b>17,825,851</b>	<b>13,237,425</b>	<b>6,410,625</b>	<b>22,254,069</b>	<b>87,484,531</b>
<b>EXCESS (DEFICIENCY) OF REVENUES OVER EXPENDITURES</b>	<b>18,199,984</b>	<b>(17,825,851)</b>	<b>(9,834,542)</b>	<b>(1,665,434)</b>	<b>(3,045,277)</b>	<b>(14,171,120)</b>
<b>OTHER FINANCING SOURCES (USES)</b>						
Transfers In	1,436,909	18,032,625	-	-	4,699,161	24,168,695
Transfers Out	(22,804,876)	(249,774)	(17,239)	-	(1,216,058)	(24,287,947)
Debt Issued	765,937	43,000	10,532,728	3,500,000	-	14,841,665
<b>TOTAL OTHER FINANCING SOURCES (USES)</b>	<b>(20,602,030)</b>	<b>17,825,851</b>	<b>10,515,489</b>	<b>3,500,000</b>	<b>3,483,103</b>	<b>14,722,413</b>
<b>NET CHANGE IN FUND BALANCES</b>	<b>(2,402,046)</b>	<b>-</b>	<b>680,947</b>	<b>1,834,566</b>	<b>437,826</b>	<b>551,293</b>
<b>FUND BALANCES – BEGINNING OF YEAR</b>	<b>12,174,099</b>	<b>-</b>	<b>(419,931)</b>	<b>(1,881,764)</b>	<b>13,970,727</b>	<b>23,843,131</b>
<b>FUND BALANCES – END OF YEAR</b>	<b>\$ 9,772,053</b>	<b>\$ -</b>	<b>\$ 261,016</b>	<b>\$ (47,198)</b>	<b>\$ 14,408,553</b>	<b>\$ 24,394,424</b>

See accompanying notes.

**Putnam County, Florida**  
**Reconciliation of the Statement of Revenues, Expenditures and Changes in**  
**Fund Balances to the Statement of Activities – Governmental Funds**  
**For the Year Ended September 30, 2008**

NET CHANGE IN FUND BALANCES – TOTAL GOVERNMENTAL FUNDS		\$ 551,293
<p>Amounts reported for governmental activities in the statement of activities are different because:</p>		
<p>Governmental funds report capital outlays as expenditures. However, in the statement of activities the cost of those assets is allocated over their useful lives and reported as depreciation expense. Certain capital assets were contributed to an enterprise fund by a governmental fund, requiring the recognition of expense not reported in the funds.</p>		
Capital assets acquired by use of financial resources.....	27,630,177	
Capital assets contributed to enterprise fund.....	(13,254,665)	
Current year depreciation.....	<u>(6,708,217)</u>	
Difference.....		7,667,295
<p>Some deferred revenues related to receivables are not recognized in the current period because the resources are not available and therefore the revenues are not reported in the funds.</p>		
Change in Deferred Revenues.....		(86,622)
<p>In the statement of activities, only the gain or loss on the disposal of capital assets is reported. However, in the governmental funds, the change in net assets differs from the change in fund balance by the net book value of the assets disposed.</p>		
Loss on disposal of capital assets.....		(71,331)
<p>Issuance of debt provides current financial resources to governmental funds, but increases long-term liabilities in the statement of net assets.....</p>		
Debt Issuance.....		(14,841,665)
<p>Repayment of debt principal is an expenditure in governmental funds, but the repayment results in a reduction of long-term liabilities in the statement of net assets.</p>		
Debt Principal Payments.....		2,220,948
<p>Some expenses reported in the statement of activities do not require the use of current financial resources and therefore are not reported as expenditures in governmental funds.</p>		
Compensated Absences.....	(190,600)	
Accrued Interest Payable.....	<u>(201,055)</u>	
Total		(391,655)
<p>Internal service funds are used to charge the cost of certain activities to individual funds. The net revenue (expense) is reported with governmental activities.</p>		
		<u>(20,321)</u>
CHANGE IN NET ASSETS OF GOVERNMENTAL ACTIVITIES		<u><u>\$ (4,972,058)</u></u>

See accompanying notes.

**Putnam County, Florida**  
**Statement of Net Assets – Proprietary Funds**  
**September 30, 2008**

	<u>Business-type Activities – Enterprise Funds</u>				<u>Governmental</u>
	<u>Waste</u> <u>Management</u> <u>Fund</u>	<u>East</u> <u>Putnam</u> <u>Water Fund</u>	<u>Port</u> <u>Authority</u> <u>Fund</u>	<u>Total</u> <u>Enterprise</u> <u>Funds</u>	<u>Internal</u> <u>Service</u> <u>Funds</u>
<b>ASSETS</b>					
<b>CURRENT ASSETS:</b>					
Cash and Equivalents	\$ 3,214,116	\$ 256,775	\$ 976,525	\$ 4,447,416	\$ 1,903,366
Receivables	124,224	17,590	85,685	227,499	12,139
Due From Other Funds	-	-	-	-	266,225
Due From Other Governments	27,489	-	-	27,489	4,160
Inventory	-	-	-	-	97,700
Other Assets	-	-	-	-	28,749
<b>TOTAL CURRENT ASSETS</b>	<b>3,365,829</b>	<b>274,365</b>	<b>1,062,210</b>	<b>4,702,404</b>	<b>2,312,339</b>
<b>NONCURRENT ASSETS:</b>					
Restricted Cash and Equivalents	450,305	-	-	450,305	-
Restricted Investments	2,828,828	-	-	2,828,828	-
Capital Assets, Net	5,895,802	18,489,678	2,269,275	26,654,755	61,807
<b>TOTAL NONCURRENT ASSETS</b>	<b>9,174,935</b>	<b>18,489,678</b>	<b>2,269,275</b>	<b>29,933,888</b>	<b>61,807</b>
<b>TOTAL ASSETS</b>	<b>12,540,764</b>	<b>18,764,043</b>	<b>3,331,485</b>	<b>34,636,292</b>	<b>2,374,146</b>
<b>LIABILITIES</b>					
<b>CURRENT LIABILITIES:</b>					
Accounts Payable and Accrued Liabilities	463,418	504	458	464,380	134,139
Due to Other Governments	-	-	9	9	-
Estimated Liability for Self- Insured Losses	-	-	-	-	479,522
Customer Deposits	10,220	2,152	2,000	14,372	-
Current Portion of Long-Term Liabilities	551,664	-	-	551,664	18,000
<b>TOTAL CURRENT LIABILITIES</b>	<b>1,025,302</b>	<b>2,656</b>	<b>2,467</b>	<b>1,030,425</b>	<b>631,661</b>
<b>NONCURRENT LIABILITIES</b>	<b>9,983,744</b>	<b>-</b>	<b>-</b>	<b>9,983,744</b>	<b>13,600</b>
<b>TOTAL LIABILITIES</b>	<b>11,009,046</b>	<b>2,656</b>	<b>2,467</b>	<b>11,014,169</b>	<b>645,261</b>
<b>NET ASSETS</b>					
Invested in Capital Assets, Net of Related Debt	5,538,982	18,489,678	2,269,275	26,297,935	61,807
Unrestricted	(4,007,264)	271,709	1,059,743	(2,675,812)	1,667,078
<b>TOTAL NET ASSETS</b>	<b>\$ 1,531,718</b>	<b>\$18,761,387</b>	<b>\$ 3,329,018</b>	<b>\$ 23,622,123</b>	<b>\$ 1,728,885</b>

See accompanying notes.

**Putnam County, Florida**  
**Statement of Revenues, Expenses and Changes in Fund Net Assets – Proprietary Funds**  
**For the Year Ended September 30, 2008**

	Business-type Activities – Enterprise Funds				Governmental
	Waste	East	Port	Total	Activities
	Management Fund	Putnam Water Fund	Authority Fund	Enterprise Funds	Internal Service Funds
<b>OPERATING REVENUES</b>					
User Fees and Assessments	\$ 6,195,938	\$ 54,395	\$ 128,884	\$ 6,379,217	\$ 8,264,732
Miscellaneous	6,558	-	117	6,675	44,533
<b>TOTAL OPERATING REVENUES</b>	<b>6,202,496</b>	<b>54,395</b>	<b>129,001</b>	<b>6,385,892</b>	<b>8,309,265</b>
<b>OPERATING EXPENSES</b>					
Personal Services	783,540	-	-	783,540	391,504
Insurance	-	-	-	-	7,058,357
Claims Expense	-	-	-	-	509,735
Contractual Services	3,999,337	500	3,078	4,002,915	302,529
Repairs and Maintenance	213,559	34,917	26,195	274,671	19,165
Other Operating Expenses	705,054	9,023	50,175	764,252	264,355
Depreciation and Amortization	583,314	82,323	53,152	718,789	15,338
Closure and Long-Term Care Costs	539,145	-	-	539,145	-
<b>TOTAL OPERATING EXPENSES</b>	<b>6,823,949</b>	<b>126,763</b>	<b>132,600</b>	<b>7,083,312</b>	<b>8,560,983</b>
<b>OPERATING LOSS</b>	<b>(621,453)</b>	<b>(72,368)</b>	<b>(3,599)</b>	<b>(697,420)</b>	<b>(251,718)</b>
<b>NONOPERATING REVENUES</b>					
<b>(EXPENSES)</b>					
Interest Revenue	196,371	6,570	24,280	227,221	-
Grants	582,555	-	-	582,555	-
Interest Expense	(3,024)	-	-	(3,024)	-
Sale of Surplus Property	107,353	-	-	107,353	-
<b>TOTAL NONOPERATING REVENUES</b> <b>(EXPENSES)</b>	<b>883,255</b>	<b>6,570</b>	<b>24,280</b>	<b>914,105</b>	<b>-</b>
<b>INCOME (LOSS) BEFORE CAPITAL</b> <b>CONTRIBUTIONS AND TRANSFERS</b>	<b>261,802</b>	<b>(65,798)</b>	<b>20,681</b>	<b>216,685</b>	<b>(251,718)</b>
Capital Contributions	-	13,254,665	-	13,254,665	-
Transfers In	-	-	-	-	234,571
Transfers Out	(110,448)	-	(1,697)	(112,145)	(3,174)
<b>CHANGE IN NET ASSETS</b>	<b>151,354</b>	<b>13,188,867</b>	<b>18,984</b>	<b>13,359,205</b>	<b>(20,321)</b>
<b>NET ASSETS – BEGINNING</b> <b>OF YEAR</b>	<b>1,380,364</b>	<b>5,572,520</b>	<b>3,310,034</b>	<b>10,262,918</b>	<b>1,749,206</b>
<b>NET ASSETS – END OF YEAR</b>	<b>\$ 1,531,718</b>	<b>\$ 18,761,387</b>	<b>\$ 3,329,018</b>	<b>\$ 23,622,123</b>	<b>\$ 1,728,885</b>

See accompanying notes.



**Putnam County, Florida**  
**Statement of Cash Flows – Proprietary Funds**  
**For the Year Ended September 30, 2008**

	<u>Business-type Activities – Enterprise Funds</u>				<u>Governmental</u>
	<u>Waste</u> <u>Management</u> <u>Fund</u>	<u>East</u> <u>Putnam</u> <u>Water Fund</u>	<u>Port</u> <u>Authority</u> <u>Fund</u>	<u>Total</u> <u>Enterprise</u> <u>Funds</u>	<u>Internal</u> <u>Service</u> <u>Funds</u>
<u>CASH FLOWS FROM OPERATING</u>					
<u>ACTIVITIES</u>					
Receipts From Customers	\$6,197,813	\$ 54,406	\$ 123,842	\$6,376,061	\$ 8,298,025
Payments to Suppliers	(6,143,635)	(44,225)	(81,072)	(6,268,932)	(8,100,973)
Payments to Employees	(777,240)	-	-	(777,240)	(388,404)
<b>NET CASH PROVIDED (USED) BY OPERATING ACTIVITIES</b>	<u>(723,062)</u>	<u>10,181</u>	<u>42,770</u>	<u>(670,111)</u>	<u>(191,352)</u>
<u>CASH FLOWS FROM NONCAPITAL</u>					
<u>FINANCING ACTIVITIES</u>					
Transfers In	-	-	-	-	234,571
Transfers Out	(110,448)	-	(1,697)	(112,145)	(3,174)
Grants	582,555	-	-	582,555	-
<b>NET CASH PROVIDED (USED) BY NONCAPITAL FINANCING ACTIVITIES</b>	<u>472,107</u>	<u>-</u>	<u>(1,697)</u>	<u>470,410</u>	<u>231,397</u>
<u>CASH FLOWS FROM CAPITAL AND</u>					
<u>RELATED FINANCING ACTIVITIES</u>					
Payments Received on Mortgage Receivable	-	-	12,884	12,884	-
Principal Paid on Debt	(177,545)	-	-	(177,545)	-
Interest Paid on Debt	(3,024)	-	-	(3,024)	-
Proceeds From Sale of Capital Assets	107,353	-	-	107,353	-
Debt Issued	454,227	-	-	454,227	-
Acquisitions of Capital Assets	(870,246)	-	-	(870,246)	(28,413)
<b>NET CASH PROVIDED (USED) BY CAPITAL AND RELATED FINANCING ACTIVITIES</b>	<u>(489,235)</u>	<u>-</u>	<u>12,884</u>	<u>(476,351)</u>	<u>(28,413)</u>
<u>CASH FLOWS FROM INVESTING</u>					
<u>ACTIVITIES</u>					
Proceeds from Investments	4,182,249	-	-	4,182,249	-
Purchase of Investments	(2,208,187)	-	-	(2,208,187)	-
Interest on Investments	196,371	6,570	24,280	227,221	-
<b>NET CASH PROVIDED BY INVESTING ACTIVITIES</b>	<u>2,170,433</u>	<u>6,570</u>	<u>24,280</u>	<u>2,201,283</u>	<u>-</u>
<b>NET INCREASE IN CASH AND EQUIVALENTS</b>	1,430,243	16,751	78,237	1,525,231	11,632
<b>CASH AND EQUIVALENTS – BEGINNING OF YEAR</b>	<u>2,234,178</u>	<u>240,024</u>	<u>898,288</u>	<u>3,372,490</u>	<u>1,891,734</u>
<b>CASH AND EQUIVALENTS – END OF YEAR</b>	<u>\$3,664,421</u>	<u>\$ 256,775</u>	<u>\$ 976,525</u>	<u>\$4,897,721</u>	<u>\$ 1,903,366</u>

(continued)

**Putnam County, Florida**  
**Statement of Cash Flows – Proprietary Funds**  
**For the Year Ended September 30, 2008**

(concluded)

	<u>Business-type Activities – Enterprise Funds</u>				<u>Governmental</u>
	<u>Waste</u> <u>Management</u> <u>Fund</u>	<u>East</u> <u>Putnam</u> <u>Water Fund</u>	<u>Port</u> <u>Authority</u> <u>Fund</u>	<u>Total</u> <u>Enterprise</u> <u>Funds</u>	<u>Internal</u> <u>Service</u> <u>Funds</u>
RECONCILIATION OF OPERATING LOSS TO NET CASH PROVIDED (USED) BY OPERATING ACTIVITIES					
OPERATING LOSS	\$ (621,453)	\$ (72,368)	\$ (3,599)	\$ (697,420)	\$ (251,718)
Adjustments to reconcile operating loss to net cash provided (used) by operating activities:					
Depreciation and Amortization	583,314	82,323	53,152	718,789	15,338
Change In:					
Receivables	16,720	211	(5,159)	11,772	(11,180)
Due From Other Funds	-	-	-	-	(126,413)
Due From Other Governments	(21,403)	-	-	(21,403)	143,845
Inventory	-	-	-	-	(16,121)
Other Assets	-	-	-	-	(17,492)
Accounts Payable and Accrued Liabilities	(214,104)	215	(1,633)	(215,522)	70,147
Due to Other Funds	(10,772)	-	-	(10,772)	(858)
Due to Other Governments	(123,654)	-	9	(123,645)	-
Customer Deposits	-	(200)	-	(200)	-
Compensated Absences	6,300	-	-	6,300	3,100
Accrued Landfill and Post- Closure Costs	(338,010)	-	-	(338,010)	-
NET CASH PROVIDED (USED) BY OPERATING ACTIVITIES	<u>\$ (723,062)</u>	<u>\$ 10,181</u>	<u>\$ 42,770</u>	<u>\$ (670,111)</u>	<u>\$ (191,352)</u>
<u>NONCASH INVESTING, CAPITAL, AND FINANCING ACTIVITIES</u>					
Contribution of Capital Assets	\$ -	\$ 13,254,665	\$ -	\$ 13,254,665	\$ -

See accompanying notes.

**Putnam County, Florida**  
**Statement of Fiduciary Net Assets**  
**September 30, 2008**

	<b>Agency Funds</b>
<u>ASSETS</u>	
Cash and Equivalents	\$ 3,753,222
Receivables	<u>7,285</u>
 TOTAL ASSETS	 <u>3,760,507</u>
 <u>LIABILITIES</u>	
Due to Other Governments	27,125
Assets Held for Others	<u>3,733,382</u>
 TOTAL LIABILITIES	 <u>3,760,507</u>
 NET ASSETS	 <u><u>\$ -</u></u>

See accompanying notes.

**Putnam County, Florida**  
**Index to Notes to Financial Statements**  
**September 30, 2008**

1.	SUMMARY OF SIGNIFICANT ACCOUNTING POLICIES	
	A. Reporting Entity .....	13
	B. Government-wide and Fund Financial Statements .....	14
	C. Measurement Focus, Basis of Accounting, and Financial Statement Presentation.....	15
	D. Assets, Liabilities and Net Assets or Equity .....	17
	Cash and Investments .....	17
	Statement of Cash Flows.....	18
	Accounts Receivable .....	18
	Due To/From Other Funds.....	18
	Restricted Assets.....	18
	Inventories .....	19
	Prepays .....	19
	Long-Term Receivables.....	19
	Capital Assets.....	19
	Unearned/Deferred Revenues .....	20
	Compensated Absences .....	20
	E. Management Estimates and Assumptions.....	21
2.	DEFINED BENEFIT PENSION PLAN.....	21
3.	DEFERRED COMPENSATION PLAN .....	22
4.	PROPERTY TAXES.....	22
5.	DEPOSITS AND INVESTMENTS .....	23
6.	ACCOUNTS RECEIVABLE.....	25
7.	INTERFUND RECEIVABLES, PAYABLES, AND TRANSFERS.....	26
8.	CAPITAL ASSET ACTIVITY .....	27
9.	LONG-TERM OBLIGATIONS .....	28
10.	CONDUIT DEBT .....	35
11.	FUND EQUITY RESERVATIONS AND DESIGNATIONS .....	35
12.	DEFICIT BALANCES/BUDGET OVEREXPENDITURES – INDIVIDUAL FUNDS .....	36
13.	RISK MANAGEMENT .....	36
14.	ACCRUED LANDFILL CLOSURE AND LONG-TERM CARE COSTS .....	37
15.	POST-EMPLOYMENT HEALTH CARE BENEFITS.....	38
16.	OPERATING LEASES .....	38
17.	COMMITMENTS AND CONTINGENCIES.....	39
18.	NET ASSETS RESTRICTED BY ENABLING LEGISLATION.....	39
19.	SUBSEQUENT EVENTS .....	39

**Putnam County, Florida**  
**Notes to Financial Statements**  
**September 30, 2008**

The financial statements of Putnam County, Florida have been prepared in conformity with accounting principles generally accepted in the United States (GAAP) as applied to government units in accordance with the Governmental Accounting Standards Board (GASB). The GASB is the accepted standard-setting body for establishing governmental accounting and financial reporting principles. The following notes to the financial statements are an integral part of the County's Basic Financial Statements.

**NOTE 1 – SUMMARY OF SIGNIFICANT ACCOUNTING POLICIES**

The accounting policies of Putnam County, Florida (the County), conform to generally accepted accounting principles as applicable to governments. The following is a summary of the more significant policies:

**A. Reporting Entity**

The County is a non-charter, general purpose local government established under the legal authority of the Constitution of the State of Florida. It is composed of an elected Board of County Commissioners and elected Constitutional Officers, who are governed by State statutes and regulations. The Commissioners appoint a county administrator whose duties include the administration of directives and policies of the Commissioners and who has responsibility for the operation of all business centers and the provision of services under the purview of the Commissioners.

The Board of County Commissioners and the offices of the Clerk of the Circuit Court, Sheriff, Tax Collector, Property Appraiser, and Supervisor of Elections are operated as separate County agencies in accordance with applicable provisions of Florida Statutes. The office of the Tax Collector operates on a fee system, whereby the officer retains fees, commissions, and other revenues to pay all operating expenditures, including statutory compensation. Any excess income is remitted to the Board of County Commissioners and other County taxing authorities at the end of the fiscal year. The offices of the Sheriff, Property Appraiser, and Supervisor of Elections operate on a budget system, whereby County-appropriated funds are received from the Board of County Commissioners, and any unexpended appropriations are required to be returned to the Board of County Commissioners at the end of the fiscal year. The Clerk's duties as Clerk to the Board and Chief Financial Officer for the County are budgeted functions, funded by the Board. The Clerk's duties as Clerk of the Circuit and County Courts are funded by fines and fees collected by that office.

The accompanying financial statements present the County as a primary government, and its component units, entities for which the County is considered to be financially accountable. Blended component units, although legally separate entities, are, in substance, part of the County's operations and, accordingly, data from these units are combined with data of the County. The discretely presented component unit, on the other hand, is reported in a separate column in the government-wide financial statements to emphasize it is legally separate from the County. Each blended and discretely presented component unit has a September 30 year end.

**Putnam County, Florida**  
**Notes to Financial Statements**  
**September 30, 2008**

**NOTE 1 – SUMMARY OF SIGNIFICANT ACCOUNTING POLICIES**

Blended Component Units – The Putnam County Port Authority, a dependent special district created by Chapter 67-1961, Laws of Florida, to carry out the operations of the County's barge port, is a blended component unit of the primary government. The Putnam County Solid Waste District, a dependent special district, is also a blended component unit of the primary government and was created by Ordinance 87-9 of the County to provide waste disposal services. The Putnam County Board of County Commissioners serves as the governing board of the Port Authority and makes up the majority of the Board of the Solid Waste District. These component units are presented as Enterprise Funds. Separate financial statements are not prepared.

Discretely Presented Component Unit – The Putnam County Development Authority is an independent special district created by Chapter 61-2727 as amended by Chapter 69-1523, Laws of Florida, for the purpose of promoting economic growth and development in all areas of the County. The governing Board of the Authority has nine members, of which three are appointed by the County's Board of County Commissioners. The Authority cannot issue bonded debt without the substantive approval of the Board of County Commissioners and, accordingly, the Authority is considered to be fiscally dependent on the Board of County Commissioners. The Authority is presented as an Enterprise Fund. The Authority does not issue separate financial statements.

Related Organization – The Putnam County Fair Association is a not-for-profit organization created under Chapter 616, Florida Statutes. The Association is considered a related organization because a majority of its Board of Directors is appointed by the Putnam County Board of County Commissioners. The County is not financially accountable for the Association and, accordingly, the Association is not included in the accompanying financial statements.

Joint Ventures – The County did not participate in any joint ventures during fiscal year 2007-2008.

**B. Government-wide and Fund Financial Statements**

The government-wide financial statements (the Statement of Net Assets and the Statement of Activities) concentrate on the County as a whole, except for its fiduciary activities, and do not emphasize fund types but rather a governmental or a business-type classification, which are presented in separate columns. The governmental activities and business-type activities comprise the primary government and are reported separately from the component unit for which the County is accountable. General governmental and intergovernmental revenues support the governmental activities, whereas the business-type activities are primarily supported by user fees and charges for services.

The statement of activities reflects the direct expenses of a given function or segment, which are offset by program revenues. Program revenues are defined as charges for services, operating grants and contributions, and capital grants and contributions directly associated with a given function. Taxes and other items not properly included among program revenues are reported as general revenues.

**Putnam County, Florida**  
**Notes to Financial Statements**  
**September 30, 2008**

**NOTE 1 – SUMMARY OF SIGNIFICANT ACCOUNTING POLICIES**

The County's major funds are presented in separate columns on the governmental fund financial statements and the proprietary fund financial statements. The definition of a major fund is one that meets certain criteria set forth in GASB 34. The funds that do not meet the criteria of a major fund are considered non-major funds and are combined into a single column on the fund financial statements. Non-major governmental funds are comprised of special revenue, debt service and capital projects funds.

The effect of interfund activity has been removed from the government-wide financial statements. However, the interfund services between functions are not eliminated. The internal service activity has been eliminated except for the outside activity and is combined with the governmental activity on the government-wide financial statements. Internal service activity is reported in full on the proprietary fund financial statements. The internal service funds are combined and thus reported in a single summary column on the proprietary fund financial statements.

**C. Measurement Focus, Basis of Accounting, and Financial Statement Presentation**

The accounts of the County are organized on the basis of funds, each of which is considered a separate accounting entity. The operations of each fund are accounted for with a separate set of self-balancing accounts that comprise its assets, liabilities, fund balance or net assets, revenues, and expenditures or expenses, as appropriate. Government resources are allocated to, and accounted for in, individual funds based upon the purposes for which they are to be spent and the means by which spending activities are controlled.

The accounting and financial reporting treatment is determined by the applicable measurement focus and the basis of accounting. The *basis of accounting* refers to when revenues and expenditures, or expenses, are recognized in the accounts and reported in the financial statements. The basis of accounting relates to the timing of the measurements made, regardless of the measurement focus applied. *Measurement focus* indicates the type of resources being measured such as current financial resources (current assets less current liabilities) or economic resources (all assets and liabilities).

The government-wide financial statements, the proprietary fund financial statements and the fiduciary fund financial statements are prepared on a full accrual basis using the economic resources measurement focus. Revenues are recorded in the period in which they are earned and measurable and expenses are recorded in the period in which the related liability is incurred, regardless of the timing of the related cash flows. Property taxes are recognized in the year for which they are levied. Grants and similar items are recognized as revenues as soon as all of the eligibility requirements imposed by the provider have been met.

**Putnam County, Florida**  
**Notes to Financial Statements**  
**September 30, 2008**

**NOTE 1 – SUMMARY OF SIGNIFICANT ACCOUNTING POLICIES**

Proprietary funds record both operating and non-operating revenues and expenses. The principal operating revenues are those that are obtained from the operations of the proprietary fund and include user fees, special assessments, and rental fees. Non-operating revenues are not related to the operations of the proprietary fund and include taxes, interest earnings and grants. Operating expenses represent the cost of operations, which includes depreciation. Non-operating expenses are not related to operations, such as interest expense.

Governmental fund financial statements are prepared on the modified accrual basis using the current financial resources measurement focus. Under the modified accrual basis, revenues are recognized when they become measurable and available as net current assets. For this purpose, the County considers all revenues available if they are collected within sixty days after year-end. Primary revenues, such as property taxes, special assessments, intergovernmental revenues, charges for services, sales and franchise taxes, rents and interest are treated as susceptible to accrual under the modified accrual basis and have been recognized as revenues. Expenditures reported in governmental fund financial statements are generally recognized under the modified accrual basis of accounting when the related fund liability is incurred. An exception to this general rule includes principal and interest on general long-term debt, which is recognized when due.

The business-type activities (enterprise funds) follow private sector standards issued prior to December 1, 1989, to the extent those standards do not conflict with Governmental Accounting Standards Board statements. However, pursuant to Government Accounting Standards Board Statement Number 20, Accounting and Financial Reporting for Proprietary Funds and Other Governmental Entities that Use Proprietary Fund Accounting, the County has elected not to apply accounting standards issued after November 30, 1989 by the Financial Accounting Standards Board.

The County reports the following major funds in the governmental fund financial statements:

General Fund – The General Fund is the general operating fund of the County. It is used to account for all financial resources, except those required to be accounted for in another fund.

Putnam County Sheriff's Fund – The Sheriff's Fund is used to account for the operations of the Putnam County Sheriff's Office that are necessary to carry out the obligations of the Office as detailed in Florida Statutes, Chapter 30.

East Putnam Grant Fund – The East Putnam Grant Fund is used to account for the collection and use of the proceeds of grants and loans to benefit primarily the economic environment of East Putnam.

Better Place Plan Fund – The Better Place Plan Fund is used to account for revenues received from a one cent discretionary surtax imposed to finance certain capital projects.



**Putnam County, Florida**  
**Notes to Financial Statements**  
**September 30, 2008**

**NOTE 1 – SUMMARY OF SIGNIFICANT ACCOUNTING POLICIES**

The County reports the following major funds in the proprietary fund financial statements:

Waste Management Fund – The County's Waste Management Fund is used to account for the fees charged for providing solid waste collection and disposal services to the general public on a user fee basis, and to account for special assessments levied to County residents for mandatory solid waste collection.

East Putnam Water Fund – The East Putnam Water Fund is used to account for the collection and use of fees established to provide a water and wastewater system to residents in that region of the County.

Port Authority Fund – The Putnam County Port Authority is used to account for fees charged for users of the County's barge port and industrial park.

The County reports the following other fund types:

Internal Service Funds – The Internal Service Funds are used to account for the financing of goods or services provided by one department to other departments on a cost-reimbursement basis (i.e., risk management, liability insurance, and fleet maintenance).

Agency Funds – The agency funds are used to account for assets held by the County in a trustee capacity or as an agent for individuals, private organizations, other governments, and/or other funds. Agency Funds are custodial in nature (assets equal liabilities) and do not involve measurement of results of operations. The Clerk of the Circuit Court maintains agency funds to account for assets held for others under court order; the Sheriff's agency fund accounts for assets held for use by inmates while incarcerated, and on behalf of other agencies and individuals; the Tax Collector maintains agency funds to account for taxes received but not distributed and for funds not yet distributed to the state from the sale of vehicle and other licenses and permits.

**D. Assets, Liabilities and Net Assets or Equity**

**Cash and Investments**

For accounting and investment purposes, the County maintains a cash and investment pool that is available for use by all funds except those whose cash and investments must be segregated due to legal or other restrictions. Investments within this pool are treated as a demand deposit account by the various funds of the County that participate. Interest earned on investments in the pool is allocated to the various funds based upon each fund's equity balance in the pool during the allocation period.

**Putnam County, Florida**  
**Notes to Financial Statements**  
**September 30, 2008**

**NOTE 1 – SUMMARY OF SIGNIFICANT ACCOUNTING POLICIES**

All funds that are not invested are deposited in institutions that are certified as “Qualified Public Depositories,” as required under the Florida Security for Public Deposits Act. This law requires every qualified public depository to deposit, with the State Treasurer, eligible collateral equal to or in excess of an amount to be determined by the State Treasurer. The law requires the State Treasurer to ensure that funds are entirely collateralized throughout the fiscal year. Therefore, the County’s total deposits and the deposits of the Putnam County Development Authority, a component unit, are insured or collateralized by the Federal Depository Insurance Corporation and the Bureau of Collateral Securities, Division of Treasury, State Department of Insurance.

Investments are stated at fair value, except for some investments in the State Board of Administration Local Government Surplus Trust Fund Investment Pool. The State Investment Pool is administered by the Florida State Board of Administration (SBA), who provides regulatory oversight. The SBA is not a registrant with the Securities and Exchange Commission (SEC). Investments in the SBA are classified as Cash and Equivalents in the accompanying financial statements.

**Statement of Cash Flows**

For purposes of the statement of cash flows, the County considers cash and cash equivalents to be cash on hand, demand deposits, and highly liquid investments with original maturities of three months or less when purchased.

**Accounts Receivable**

The accounts receivable of the County are recorded in the government-wide, governmental, and proprietary fund financial statements and are net of an allowance for doubtful accounts, which is generally equivalent to the receivables that are over 90 days.

**Due To/From Other Funds**

Activity between funds during the year is recorded by moving cash, however after September 30 cash can no longer move between funds; therefore a “due from” and “due to” are used to record any activity representing current interfund loans. Any residual balances outstanding between the governmental activities and business-type activities are reported in the government-wide statement of net assets as “internal balances”.

**Restricted Assets**

Certain resources of the County are classified as restricted assets on the statement of net assets because the restriction is either imposed by law through constitutional provisions or enabling legislation or imposed externally by creditors, grantors, contributors, or laws or regulations of other governments. When both restricted and unrestricted resources are available for use, it is the County’s policy to use restricted resources first, then unrestricted resources as they are needed.

**Putnam County, Florida**  
**Notes to Financial Statements**  
**September 30, 2008**

**NOTE 1 – SUMMARY OF SIGNIFICANT ACCOUNTING POLICIES**

Inventories

Inventories, consisting primarily of materials and supplies, are stated at cost, which approximates fair market value. The “first-in/first-out” (FIFO) method is used to determine cost.

All inventories are recorded as expenditures, or expense, as they are used (consumption method). An offsetting reserve is reported in the governmental fund financial statements to indicate that the asset is not available for appropriation or expenditure.

Prepays

Certain payments to vendors for software development costs and goods and services applicable to future accounting periods are recorded as prepaids in the accompanying financial statements. An offsetting “reserve” is reported in the fund financial statements to indicate that prepaids do not represent available spendable resources.

Long-Term Receivables

Noncurrent portions of long-term receivables due to governmental funds are reported on their balance sheets, in spite of their spending measurement focus. However, special reporting treatments are used to indicate that they are not considered “available spendable resources,” since they do not represent net current assets. Recognition of governmental fund type revenues represented by noncurrent receivables is deferred until they become current receivables.

Capital Assets

Capital assets include property, plant, equipment, and infrastructure assets. Infrastructure assets are defined as public domain assets such as roads, bridges, curbs and gutters, streets and sidewalks, drainage systems, lighting systems and similar assets that are immovable and of value only to the governmental unit. Capital assets are reported in the government-wide financial statements in the applicable governmental or business-type activities column, as well as the proprietary fund financial statements. The established threshold for capitalizing property, plant and equipment is generally \$3,000. The threshold for capitalizing infrastructure ranges from \$5,000 to \$25,000. The Office of the Sheriff, however, has established a capitalization threshold of \$5,000 for all classes of capital assets.

The County began prospective reporting of general infrastructure assets at the effective date of GASB Statement No. 34. Effective October 1, 2005, the County began retroactive reporting of all major general governmental infrastructure assets. The estimated cost of the initial reporting of these assets was obtained through backtrending (i.e. estimating the current replacement cost of the infrastructure and associated land and using appropriate indices to deflate the cost to the acquisition year or estimated acquisition year). The reported values exclude normal maintenance and repairs which are essentially amounts spent in relation to capital assets that do not increase the capacity or efficiency of the item or extend its useful life beyond the original estimate.

**Putnam County, Florida**  
**Notes to Financial Statements**  
**September 30, 2008**

**NOTE 1 – SUMMARY OF SIGNIFICANT ACCOUNTING POLICIES**

The County holds legal title to the capital assets of the Board of County Commissioners, Property Appraiser, Tax Collector, Clerk of the Circuit Court, and Supervisor of Elections and is accountable for them under Florida Law. The Sheriff, under Florida Law, is accountable for maintaining capital asset records for equipment used in the operations of the Office.

Capital assets are recorded at cost, or estimated historical cost. Contributed assets are recorded at estimated fair market value at the time received.

Interest costs related to construction are capitalized for proprietary activities. During the current period, the County had no capitalized interest. For assets constructed with governmental fund resources, interest is not capitalized.

Amortization of assets recorded under capital leases is included with depreciation expense.

Depreciation is calculated using the straight-line method over the following estimated useful lives:

Buildings	30 – 50 Years
Improvements	10 – 50 Years
Equipment	5 – 15 Years
Water Distribution System	40 Years

Infrastructure assets are depreciated using a group depreciation method over a period of 10-100 years.

The landfill is depreciated proportionately based on capacity used.

**Unearned/Deferred Revenues**

Unearned/deferred revenue represents revenues collected in advance of services performed. This revenue will be recognized when the services are rendered. In governmental funds, earned amounts also are reported as deferred revenue until they are available to liquidate liabilities of the current period.

**Compensated Absences**

The various County agencies maintain policies that permit employees to accumulate earned but unused vacation and sick pay benefits that will be paid to employees upon separation of service if certain criteria are met. These benefits, plus their related tax and retirement costs, are classified as compensated absences. The policies of the various County agencies vary as to the amount and the vesting of employee vacation and sick time. Generally, the policies allow limited vesting of unused employee vacation leave time and in some instances sick time. The amount of vacation time is determined by the

**Putnam County, Florida**  
**Notes to Financial Statements**  
**September 30, 2008**

**NOTE 1 – SUMMARY OF SIGNIFICANT ACCOUNTING POLICIES**

period of employment. In prior years, the following governmental funds have typically been used to eliminate the liability for compensated absences: the General Fund, the County Transportation Trust Fund, the Fire Tax Unit Fund, the E911 System Fund, the Clerk of the Circuit Court Fund, the Court Fund, the Property Appraiser Fund, the Supervisor of Elections Fund, the Tax Collector Fund and the Sheriff Fund.

Compensated absences liabilities are accrued when incurred in the government-wide and proprietary fund financial statements. No expenditure is reported in the governmental fund statements for these amounts until payment is due. The compensated absences liability is based on current rates of pay.

**E. Management Estimates and Assumptions**

The preparation of financial statements in conformity with generally accepted accounting principles requires management to make estimates and assumptions that affect the reported amounts of assets and liabilities and disclosure of contingent assets and liabilities at the date of the financial statements and the reported amounts of revenues and expenses during the reporting period. Actual results could vary from estimates used.

**NOTE 2 – DEFINED BENEFIT PENSION PLAN**

**Plan Description**

Putnam County contributes to the Florida Retirement System (the "System"), a cost-sharing multiple-employer defined benefit pension plan administered by the State of Florida, Department of Management Services, Division of Retirement. The System provides retirement, disability or death benefits to retirees or their designated beneficiaries. Chapter 121, Florida Statutes, establishes the authority for benefit provisions. Changes to the law can only occur through an act of the Florida Legislature. The System issues a publicly available financial report that includes financial statements and required supplementary information for the System. That report may be obtained by writing to the Division of Retirement, PO Box 9000, Tallahassee, Florida, 32315-9000, or by calling (850) 488-6491.

**Funding Policy**

The System is employee noncontributory. Putnam County is required to contribute at an actuarially determined rate. The rates at September 30, 2008 were as follows: Regular Employees 9.85%; Special Risk Employees 20.92%; Senior Management 13.12%; Elected Officials 16.53%. The contribution requirements of plan members and Putnam County are established and may be amended by the Florida Legislature. Putnam County's contributions to the System for the years ending September 30, 2008, 2007 and 2006 were \$3,414,000, \$3,267,000, and \$2,658,000 respectively, equal to the required contributions for each year.

**Putnam County, Florida**  
**Notes to Financial Statements**  
**September 30, 2008**

**NOTE 3 – DEFERRED COMPENSATION PLAN**

The County offers its employees a deferred compensation plan (the “Plan”) created in accordance with Section 457 of the Internal Revenue Code. This Plan (refer to Section 112.215, Florida Statutes), is available to all regular payroll County employees, permits them to defer a portion of their salaries until future years. The deferred compensation is not available to employees until termination, retirement, death or unforeseeable emergency.

All amounts of compensation deferred under the Plan, all property and rights purchased with those amounts, and all income attributable to those amounts, property or rights are (notwithstanding the mandates of 26 U.S.C. s. 457 (b) (6), all of the assets specified in subparagraph 1) held in trust for the exclusive benefit of participants and their beneficiaries as mandated by 26 U.S.C. s. 457 (g) (1).

**NOTE 4 – PROPERTY TAXES**

Property taxes become due and payable on November 1<sup>st</sup> of each year and are delinquent on April 1 of the following year. Discounts on property taxes are allowed for payments made prior to the April 1 delinquent date. Tax certificates for the full amount of any unpaid taxes must be sold no later than June 1<sup>st</sup> of each year.

Procedures for collecting delinquent taxes, including applicable tax certificate sales and tax deed sales, are provided by Florida Statutes. The enforceable lien date is approximately two years after taxes become delinquent and occurs only upon request of a holder of a delinquent tax certificate. There were no significant delinquent property taxes receivable at September 30, 2008.

Tax revenues are recognized when levied, to the extent that they result in current receivables in governmental funds. By year-end, substantially all property taxes have been collected. Accordingly, there is no ad-valorem property taxes receivable reported in the accompanying financial statements.

Details of the County’s tax calendar are presented below:

Lien Date	January 1
Levy Date	October 1
Installment Payments:	
1st Installment	No later than June 30
2nd Installment	No later than September 30
3rd Installment	No later than December 31
4th Installment	No later than March 31
Regular Payments:	
Discount Periods	November - February
No Discount Period	March
Delinquent Date	April 1

**Putnam County, Florida**  
**Notes to Financial Statements**  
**September 30, 2008**

**NOTE 5 – DEPOSITS AND INVESTMENTS**

As of September 30, 2008, the County had the following investments and maturities:

<u>Investment</u>	Fair Value	Less Than 1	Investment Maturities (in years)			S & P Rating
			1 - 2	2 - 3	3 - 5	
State Investment Pool - LGIP, amortized cost	\$ 1,471,491	\$ 1,471,491	\$ -	\$ -	\$ -	AAAm
State Investment Pool - Fund B	16,554	-	-	-	16,554	Not Rated
Florida Local Government						
Investment Trust	4,275,984	1,446,565	1,261,843	1,284,933	282,643	AAAf
Repurchase Agreement	2,359,892	2,359,892	-	-	-	NA
Money Market Funds	5,049,665	5,049,665	-	-	-	NA
Certificates of Deposit	100,000	100,000	-	-	-	NA
<b>TOTAL INVESTMENTS</b>	<b>\$ 13,273,586</b>	<b>\$ 10,427,613</b>	<b>\$ 1,261,843</b>	<b>\$ 1,284,933</b>	<b>\$ 299,197</b>	

Total Investments include \$8,997,602 classified as Cash and Equivalents in the accompanying financial statements. Investments exclude \$241,964 in non negotiable certificates of deposit of the Putnam County Development Authority, a component unit.

**Interest Rate Risk**

Investment interest rate risk is the risk that changes in interest rates of debt investments will adversely affect the fair value of an investment. In accordance with its investment policy, the County manages its exposure to declines in fair values by limiting the maturity of investments to less than five years. Additionally, the investment policy requires the portfolio to be diversified by type of investment, issuer, and dates of maturity in order to protect against fluctuations in the market economy. For the Local Government Surplus Trust Funds Investment Pool (State Investment Pool), the weighted average life (WAL) of Fund B at September 30, 2008 was 9.36 years; a portfolio's WAL is the dollar weighted average length of time until securities held reach maturity.

**Credit Risk**

Credit risk is the risk that an issuer or other counterparty to an investment will not fulfill its obligations. The various agencies of the County and its component unit invest excess public funds pursuant to the guidelines established in Section 218.415, Florida Statutes, and County Investment Resolution 2003-112 (investment policy), which authorizes investments of excess public funds in the following instruments: The Local Government Surplus Trust Funds Investment Pool (State Investment Pool); Securities and Exchange Commission registered money market funds with the highest credit quality rating; savings accounts; interest bearing time deposits in qualified public depositories; direct obligations of the U.S. Treasury; Federal agencies and instrumentalities; certain securities (limited to obligations of the U.S. Government or any agency or instrumentalities thereof); certificates of deposit and other evidence of deposit at financial institutions, bankers' acceptances, and commercial paper rated in the highest tier by a nationally recognized rating agency; and other investments authorized by law or by ordinance for the County. Additionally, the Tax Collector (a Special Revenue Fund) is authorized to invest in repurchase agreements under that Office's written investment policy.

**Putnam County, Florida**  
**Notes to Financial Statements**  
**September 30, 2008**

**NOTE 5 – DEPOSITS AND INVESTMENTS**

State Investment Pool: The State Investment Pool is administered by the Florida State Board of Administration (SBA), which provides regulatory oversight. During the year, the SBA reported that the State Investment Pool was exposed to potential risks due to indirect exposure in the sub-prime mortgage financial market. Consequently, the SBA placed some restrictions on how participants could access portions of their surplus funds and ultimately restructured the State Investment Pool into two separate pools, the Local Government Investment Pool (“LGIP”) and Fund B. The LGIP has adopted operating procedures consistent with the requirements for a 2a7-like fund and the fair value of the position in the pool is equal to the value of the pool shares. The LGIP is rated by Standard and Poor’s and has a rating at September 30, 2008 of AAAM. The Fund B is not rated by a nationally recognized statistical rating agency.

Florida Local Government Investment Trust: The County participates in the Florida Local Government Investment Trust (FLGIT), an external investment pool. Regulatory oversight for the pool consists of the Board of Trustees comprised of County Clerks and County Commissioners; an Investment Board comprised of finance officers throughout the State; an Independent Investment Advisor; a Custodian Bank; and an Administrator (Florida Association of Court Clerks). Additionally, the pool’s investments are periodically rated by Standard & Poor’s. At September 30, 2008, the Credit Quality and Bond Fund Volatility Ratings were AA Af and S1, respectively.

The County may have indirect exposure to derivatives through its participation in the FLGIT. Information about the nature and extent of the County’s indirect exposure to risks from derivatives and similar debt and investment items is not available. Management is aware of this aspect of the investments held in the FLGIT and has adhered to the County’s investment policy requirements to monitor such investment activity on a consistent periodic basis.

Repurchase Agreement: The Tax Collector had contractual agreements with qualified public depositories in the State of Florida under which, at the close of each business day, total bank balances were transferred into a sweep account. The financial institution sells securities to the Tax Collector in the form of repurchase agreements. The underlying securities are obligations of the United States government and have a fair value of at least equal to 100% of the purchase price. The investment in repurchase agreement is stated at cost which approximates fair value.

Custodial Credit Risk

Custodial credit risk for deposits is the risk that, in the event of the failure of a depository financial institution, the County will not be able to recover deposits or will not be able to recover collateral securities that are in the possession of an outside party. All County deposits are in qualified public depositories pursuant to Chapter 280, Florida Statutes. All deposits made in qualified public depositories are fully collateralized and backed by the Public Deposit Security Trust Fund.



**Putnam County, Florida**  
**Notes to Financial Statements**  
**September 30, 2008**

**NOTE 5 – DEPOSITS AND INVESTMENTS**

Custodial credit risk for investments is the risk that, in the event of the failure of the counterparty, the County will not be able to recover the value of its investments or collateral securities that are in the possession of an outside party. The County's investment policy and Florida Statutes require that securities purchased by and all collateral obtained by the County be properly designated as an asset of the County and held in safekeeping by a third party. The underlying securities of the Tax Collector's \$2.4 million investment in repurchase agreements are held by the investment's counterparty, not in the name of the Tax Collector or the County.

**Concentration of Credit Risk**

Concentration of credit risk is the risk of loss attributed to the magnitude of an investment in a single issuer. Unless market conditions otherwise require, the investment policy requires that no more than fifteen (15%) of the County's investment portfolio may be in any one class of security other than those issued or guaranteed by the U.S. Government or its agencies.

**NOTE 6 – ACCOUNTS RECEIVABLE**

Accounts receivable of the General Fund consist primarily of ambulance service accounts and are reported net of an allowance for doubtful accounts of \$2,614,558 at September 30, 2008. The allowance represents approximately 74% of the gross ambulance service accounts receivable at September 30, 2008. The balance of the receivable consists of miscellaneous service fees.

Accounts receivable of the non-major Governmental Funds consist primarily of \$8,986 in utility customer receivables, court related receivables of \$105,905 and other miscellaneous receivables. Allowances for doubtful accounts are not considered necessary, except for an allowance of \$52,402 for Court Receivables. All net receivables are expected to be collected within the next year.

Accounts receivable of the Enterprise Funds consist of: Landfill and Water Utility customer receivables of \$159,089 and \$68,385 of mortgages receivable by the Port Authority; and other miscellaneous receivables resulting from normal business activities. No allowances for doubtful accounts were deemed necessary. All receivables, with the exception of the mortgages receivable are expected to be collected within the next year.

**Putnam County, Florida**  
**Notes to Financial Statements**  
**September 30, 2008**

**NOTE 7 – INTERFUND RECEIVABLES, PAYABLES, AND TRANSFERS**

The following is a schedule of interfund receivables and payables as of September 30, 2008:

<u>RECEIVABLE FUND</u>	<u>PAYABLE FUND</u>	<u>AMOUNT</u>
General Fund	Sheriff Fund	\$ 299,941
General Fund	East Putnam Grant Fund	1,100,000
General Fund	Nonmajor Governmental Funds	1,390,471
Internal Service Funds	Sheriff Fund	266,225
Nonmajor Governmental Funds	Nonmajor Governmental Funds	15,741
<b>TOTAL PRIMARY GOVERNMENT</b>		<b><u><u>\$3,072,378</u></u></b>

Interfund transfers for the year ended September 30, 2008, consisted of the following:

	<u>Transfer In:</u>				<u>Total Transfers In</u>
	<u>General Fund</u>	<u>Sheriff Fund</u>	<u>Nonmajor Govern- mental</u>	<u>Internal Service</u>	
<u>Transfer Out:</u>					
General Fund	\$ -	\$ 18,032,625	\$ 4,618,266	\$ 153,985	\$ 22,804,876
Sheriff Fund	249,774	-	-	-	249,774
East Putnam Water	-	-	17,239	-	17,239
Nonmajor Governmental	1,137,135	-	14,914	64,009	1,216,058
Waste Management	50,000	-	48,742	11,706	110,448
Port Authority	-	-	-	1,697	1,697
Internal Service	-	-	-	3,174	3,174
<b>Total Transfers Out</b>	<b><u>\$ 1,436,909</u></b>	<b><u>\$ 18,032,625</u></b>	<b><u>\$ 4,699,161</u></b>	<b><u>\$ 234,571</u></b>	<b>24,403,266</b>

Transfer of capital assets from governmental activities to business-type activities:	13,254,665
	<b><u><u>\$ 37,657,931</u></u></b>

The General Fund had amounts due from the Constitutional Officers of \$1,390,412, which represents the return of excess fees due at the end of the fiscal year from either budget officers or fee officers. All remaining balances resulted from the time lag between the dates that (a) interfund goods and services are provided or reimbursable expenditures occur, (b) transactions are recorded in the accounting system, and (c) payments are made between funds.

Other balances are transfers that include transfers to fund the Constitutional Officers budgets; provide match for grant requirements; transfer moneys to other funds based on budgetary requirements; and to move moneys from a fund that by statute or budgetary authority must collect revenues to funds that are required by statute or budgetary authority to expend them.

**Putnam County, Florida**  
**Notes to Financial Statements**  
**September 30, 2008**

**NOTE 8 – CAPITAL ASSET ACTIVITY**

Capital asset activity for the year was as follows:

	Balance October 1, 2007	Increases	Decreases	Ending Balance September 30, 2008
<b><u>Primary Government</u></b>				
<b><u>Governmental Activities</u></b>				
Capital Assets Not Being Depreciated:				
Land	\$ 16,945,597	\$ -	\$ (3,163)	\$ 16,942,434
Construction in Progress	2,980,706	460,026	(3,229,399)	211,333
Total Capital Assets Not Being Depreciated	<u>19,926,303</u>	<u>460,026</u>	<u>(3,232,562)</u>	<u>17,153,767</u>
Capital Assets Being Depreciated:				
Buildings	23,144,324	2,303,548	-	25,447,872
Improvements	2,149,985	6,239,789	(15,822)	8,373,952
Equipment	25,647,195	2,887,877	(1,041,008)	27,494,064
Infrastructure	63,927,396	5,857,019	-	69,784,415
Total Capital Assets Being Depreciated	<u>114,868,900</u>	<u>17,288,233</u>	<u>(1,056,830)</u>	<u>131,100,303</u>
Less Accumulated Depreciation For:				
Buildings	(7,490,582)	(789,668)	-	(8,280,250)
Improvements	(1,045,621)	(226,134)	15,822	(1,255,933)
Equipment	(16,077,833)	(3,081,785)	857,905	(18,301,713)
Infrastructure	(11,405,471)	(2,625,968)	-	(14,031,439)
Total Accumulated Depreciation	<u>(36,019,507)</u>	<u>(6,723,555)</u>	<u>873,727</u>	<u>(41,869,335)</u>
Total Capital Assets Being Depreciated, Net	<u>78,849,393</u>	<u>10,564,678</u>	<u>(183,103)</u>	<u>89,230,968</u>
Governmental Activities Capital Assets, Net	<u>\$ 98,775,696</u>	<u>\$ 11,024,704</u>	<u>\$ (3,415,665)</u>	<u>\$ 106,384,735</u>
<b><u>Business-type Activities</u></b>				
Capital Assets Not Being Depreciated:				
Land	\$ 5,452,332	\$ -	\$ -	\$ 5,452,332
Construction in Progress	2,533,533	13,254,664	-	15,788,197
Total Capital Assets Not Being Depreciated	<u>7,985,865</u>	<u>13,254,664</u>	<u>-</u>	<u>21,240,529</u>
Capital Assets Being Depreciated:				
Buildings	1,440,158	5,160	-	1,445,318
Improvements	967,510	-	-	967,510
Landfill	4,817,308	218,417	-	5,035,725
Water and Sewer Distribution System	3,327,513	-	-	3,327,513
Equipment	1,955,719	646,669	-	2,602,388
Total Capital Assets Being Depreciated	<u>12,508,208</u>	<u>870,246</u>	<u>-</u>	<u>13,378,454</u>
Less Accumulated Depreciation For:				
Buildings	(937,495)	(40,286)	-	(977,781)
Improvements	(669,389)	(29,640)	-	(699,029)
Landfill	(3,803,096)	(231,371)	-	(4,034,467)
Water and Sewer Distribution System	(543,710)	(82,323)	-	(626,033)
Equipment	(1,291,749)	(335,169)	-	(1,626,918)
Total Accumulated Depreciation	<u>(7,245,439)</u>	<u>(718,789)</u>	<u>-</u>	<u>(7,964,228)</u>
Total Capital Assets Being Depreciated, Net	<u>5,262,769</u>	<u>151,457</u>	<u>-</u>	<u>5,414,226</u>
Business-type Activities Capital Assets, Net	<u>\$ 13,248,634</u>	<u>\$ 13,406,121</u>	<u>\$ -</u>	<u>\$ 26,654,755</u>

**Putnam County, Florida**  
**Notes to Financial Statements**  
**September 30, 2008**

**NOTE 8 – CAPITAL ASSET ACTIVITY**

Depreciation was charged to the functions of the primary government as follows:

**Governmental Activities:**

General Government	\$ 633,054
Public Safety	2,538,222
Physical Environment	27,802
Transportation	3,216,295
Human Services	17,094
Culture and Recreation	229,169
Court Related	46,581
Capital assets held by the government's internal service funds are charged to the various functions based on their usage of the assets	15,338
<b>Total Depreciation Expense - Governmental Activities</b>	<b><u><u>\$ 6,723,555</u></u></b>

**Business-type Activities:**

Waste Management	\$ 583,314
Water and Sewer System	53,152
Port Authority	82,323
<b>Total Depreciation Expense - Business-type Activities</b>	<b><u><u>\$ 718,789</u></u></b>

**NOTE 9 – LONG-TERM OBLIGATIONS**

Governmental Activities

Special Assessment Debt with Governmental Commitment \$1,381,795, 3.58%, 10-year note issued during fiscal year 2003-2004, to fund specific road improvements within several Municipal Service Benefits Units. The note is payable from and secured by a pledge of special assessments levied pursuant to County ordinance. The County is obligated to provide other non-ad valorem revenue sources for repayment to cover deficiencies. Principal and interest totaling \$13,748 is due monthly until maturity on August 1, 2014. The note is payable from the MSBU Loan Fund (a Debt Service Fund). \$ 885,972

\$1,900,000, variable rate, 13-year note to fund specific road improvements within several Municipal Service Benefit Units. The County entered into an interest rate swap agreement to fix the interest rate at 3.90%. The note is payable from and secured by a pledge of special assessments levied pursuant to County ordinance. The County is obligated to provide other non-ad valorem revenue sources for repayment to cover deficiencies. Principal and interest totaling approximately \$46,900 is due quarterly until maturity on June 1, 2018. The note is payable from the MSBU Loan Fund (a Debt Service Fund). 1,512,836

Notes Payable - \$10,000,000, variable rate, 11-year note from a financial institution to finance certain road projects within the County. The County entered into an interest rate swap agreement to fix the interest rate at 4.11%. The note is payable from and secured by a pledge of proceeds of the one cent local infrastructure surtax. Principal and interest payments of approximately \$290,000 are due quarterly until maturity on January 1, 2018. The note is payable from the Better Place Fund (a Capital Project Fund). 9,055,000

**Putnam County, Florida**  
**Notes to Financial Statements**  
**September 30, 2008**

**NOTE 9 – LONG-TERM OBLIGATIONS**

<p>\$3,500,000 variable rate, 10-year note from a financial institution to finance certain road projects within the County. The County entered into an interest rate swap agreement to fix the interest rate at 3.75%. The note is payable from and secured by a pledge of proceeds of the one cent local infrastructure surtax. Principal payments are made annually; interest is paid semi-annually; total annual payments approximate \$420,000; note matures on January 1, 2018. The note payable from the Better Place Fund (a Capital Project Fund).</p>	3,500,000
<p>\$1,500,000 from a financial institution to pay a lawsuit settlement under a mutual release agreement. The note is to be paid from legally available non-ad valorem funds. The interest rate is 4.25%. Payments of principal and interest in the amount of \$46,359 are to be made on the first day of each calendar quarter until and including July 1, 2011. All remaining principal, together with all accrued and unpaid interest will be due October 1, 2011. The note is payable from the General Fund.</p>	555,743
<p>\$1,356,000, variable rate, 15-year note from a financial institution to construct and equip several communications towers within the County. The County entered into an interest rate swap agreement to fix the interest rate at 3.89%. The note is payable and secured by a pledge of a specific traffic ticket surcharge designated for communications improvements. The County is obligated to provide other non-ad valorem revenue sources for repayment to cover deficiencies. Principal and interest payments of approximately \$30,000 are due quarterly until maturity on May 1, 2020. The note is payable from the Communications Improvement Fund (a Special Revenue Fund).</p>	1,126,717
<p>\$26,449 note payable at 5.125% from a local financial institution to finance the acquisition of a new vehicle. The loan is secured by the vehicle and is payable from the Clerk of Courts Fund in monthly payments of principal and interest in the amount of \$794 until maturity in May 2010.</p>	14,464
<p>\$5,956,600 from a financial institution as a Water Revenue Bond Anticipation Note to provide financing for the East Putnam Water System. The note is secured by federal bonds approved by USDA, Rural Utilities Service. The interest rate is 3.75%. The Bonds are to be issued prior to the maturity of the note on March 6, 2009.</p>	5,956,600
<p>\$6,411,800 from the State of Florida is a State Revolving Fund loan to provide financing for the East Putnam Water System. The amount drawn to date is \$4,576,128. The interest rate is 2.72%. The loan will be repaid in 40 semiannual loan payments of \$101,010 beginning October 15, 2009.</p>	4,576,128
<p>OTTED Loan in the amount of \$260,527 through the Office of the Governor, Office of Tourism, Trade and Economic Development (OTTED) to help finance communications infrastructure in the County's new industrial park complex. The note is to be paid from legally available non-ad valorem funds. The interest rate is 3.0% fixed. Principal payments of \$9,304 plus accrued interest are due quarterly until the loan is fully paid in October 2012. The note is payable from the Economic Development Fund (a Special Revenue Fund).</p>	158,177
<p>Obligations Under Capital Leases</p>	1,719,266
<p>Accrued Compensated Absences</p>	2,139,500
<p>Total Long-Term Obligations, Governmental Activities</p>	\$ 31,200,403

**Putnam County, Florida**  
**Notes to Financial Statements**  
**September 30, 2008**

**NOTE 9 – LONG-TERM OBLIGATIONS**

Business-Type Activities

<u>Capital Lease</u> consists of an agreement with a financial institution for a compactor at the landfill, with the interest rate 4.29% and the aggregate historical cost \$454,227.	\$ 356,820
Accrued Landfill Closure and Long-Term Care Costs	10,132,288
Accrued Compensated Absences	<u>46,300</u>
Total Long-Term Obligations, Business-Type Activities	<u><u>\$ 10,535,408</u></u>

Interest Rate Swaps

Swap Objectives

The County has entered into four floating-to-fixed interest rate swap agreements in connection with issuing variable rate notes. The intention of the swaps was to protect against the potential of rising interest rates by creating synthetic fixed rate debt at a cost anticipated to be less than the County would have paid to issue fixed rate debt.

Terms, Fair Values and Credit Risk

The terms, fair values and credit ratings of the outstanding swaps as of September 30, 2008 were as follows. The notional amounts of the swaps match the principal amounts of the outstanding debt.

Fair Value

The fixed payer rate for all four swaps exceeded the variable receiver rate at September 30, 2008, and consequently all had a negative fair value at that date.

**Putnam County, Florida**  
**Notes to Financial Statements**  
**September 30, 2008**

**NOTE 9 – LONG-TERM OBLIGATIONS**

**Swap Payments and Associated Debt**

Assuming that interest rates remain the same, at September 30, 2008, debt service requirements on the variable rate notes and interest rate swaps would be as follows:

Year Ending Sept 30	Variable Rate Notes		Interest Rate Swaps	Total
	Principal	Interest		
2009	\$ 1,291,285	\$ 486,729	\$ 99,043	\$ 1,877,057
2010	1,344,663	443,261	90,090	1,878,014
2011	1,398,378	398,020	80,773	1,877,171
2012	1,462,449	350,831	71,058	1,884,338
2013	1,516,887	301,639	60,925	1,879,451
2014-2018	7,977,947	698,355	137,819	8,814,121
2019-2020	202,944	7,136	837	210,917
<b>Total</b>	<b>\$ 15,194,553</b>	<b>\$ 2,685,971</b>	<b>\$ 540,545</b>	<b>\$ 18,421,069</b>

**Credit Risk**

As of September 30, 2008 the County is not subject to credit risk from the swap agreements since the fair value of each swap was negative. However, should interest rates change and the fair value of the swap become positive, the County would be exposed to credit risk.

**Termination Risk**

The County or the counterparty may terminate any of the swaps if the other party fails to perform under the terms of the contract. The swaps can be terminated due to illegality, a credit event upon merger or an event of default.

Annual debt service requirements to maturity for long-term obligations at September 30, 2008, excluding obligations under capital leases of the Governmental Activities, are as follows:

Year Ending September 30	Governmental Activities		Business-Type Activities	
	Principal	Interest	Principal	Interest
2009	\$ 7,593,171	\$ 877,358	\$ 83,664	\$ 15,314
2010	1,943,645	756,236	87,254	11,723
2011	2,011,272	680,337	90,998	7,978
2012	1,950,356	604,015	94,904	4,073
2013	1,947,963	528,924	-	-
2014-2018	9,579,383	1,499,580	-	-
2019-2023	1,853,480	447,054	-	-
2034-2028	462,367	86,623	-	-
	<b>\$27,341,637</b>	<b>\$5,480,127</b>	<b>\$ 356,820</b>	<b>\$ 39,088</b>

**Putnam County, Florida**  
**Notes to Financial Statements**  
**September 30, 2008**

**NOTE 9 – LONG-TERM OBLIGATIONS**

Governmental Capital Lease Obligations at September 30, 2008 are comprised of the following:

Agreements with financial institution for vehicles: Interest Rates from 4.1% to 4.7%; aggregate historical cost \$1,983,263.	\$ 854,599
Agreement with financial institution for a phone system: Interest Rate 7.13%; aggregate historical cost \$765,937.	765,937
Agreement with a heavy equipment company for a road grader, Interest Rate 4.30%; historical cost \$172,300.	98,730
	<u>\$ 1,719,266</u>

Amortization expense of leased equipment is included in depreciation expense. The annual requirements under capital lease obligations are as follows:

<b><u>Year Ending</u></b> <b><u>September 30,</u></b>	<b><u>Governmental</u></b> <b><u>Activities</u></b>
2009	\$ 836,710
2010	493,052
2011	190,206
2012	182,575
2013	182,575
2014-2018	<u>15,215</u>
Total Minimum Lease Payments	1,900,333
Less: Amount Representing Interest	<u>(181,067)</u>
Present Value of Minimum Lease Payments	<u>\$ 1,719,266</u>



**Putnam County, Florida**  
**Notes to Financial Statements**  
**September 30, 2008**

**NOTE 9 – LONG-TERM OBLIGATIONS**

Changes in long-term debt transactions of the County for the year ended September 30, 2008 are summarized below:

<b>Governmental Activities</b>					
	<b>Balance</b>	<b><u>Increases</u></b>	<b><u>Decreases</u></b>	<b>Balance</b>	<b>Due</b>
	<b>October 1,</b>			<b>September 30,</b>	<b>Within</b>
	<b><u>2007</u></b>			<b><u>2008</u></b>	<b><u>One Year</u></b>
Special Assessment Debt with					
Governmental Commitment	\$ 2,653,472	\$ -	\$ (254,664)	\$ 2,398,808	\$ 264,524
Notes Payable	11,751,293	14,032,728	(999,369)	24,784,652	7,291,429
\$260,507 Economic Development					
Loan (OTTED)	195,395	-	(37,218)	158,177	37,218
Obligations under Capital					
Leases	1,840,026	808,937	(929,697)	1,719,266	760,870
Accrued Compensated					
Absences	1,945,800	2,201,400	(2,007,700)	2,139,500	1,436,700
Total Long-Term Obligations,					
Governmental Activities	<u>\$18,385,986</u>	<u>\$17,043,065</u>	<u>\$(4,228,648)</u>	<u>\$31,200,403</u>	<u>\$9,790,741</u>

<b>Business-Type Activities</b>					
	<b>Balance</b>	<b><u>Increases</u></b>	<b><u>Decreases</u></b>	<b>Balance</b>	<b>Due</b>
	<b>October 1,</b>			<b>September 30,</b>	<b>Within</b>
	<b><u>2007</u></b>			<b><u>2008</u></b>	<b><u>One Year</u></b>
Note Payable	\$ 80,138	\$ -	\$ (80,138)	\$ -	\$ -
Capital Lease	-	454,227	(97,407)	356,820	83,664
Accrued Landfill Closure and					
Post-Closure Care Costs	10,470,298	425,902	(763,912)	10,132,288	442,000
Accrued Compensated					
Absences	40,000	106,000	(99,700)	46,300	26,000
Total Long-Term Obligations,					
Business-Type Activities	<u>\$10,590,436</u>	<u>\$ 986,129</u>	<u>\$(1,041,157)</u>	<u>\$10,535,408</u>	<u>\$ 551,664</u>

**Putnam County, Florida**  
**Notes to Financial Statements**  
**September 30, 2008**

**NOTE 9 – LONG-TERM OBLIGATIONS**

Pledged Revenues

The County has pledged future water customer revenues to repay State Revolving Fund notes totaling \$4.576 million issued during fiscal year 2008. Proceeds from the notes provided financing for the East Putnam Regional Water System. The notes will mature in 2025. It is not currently possible to accurately estimate annual water system revenues, therefore, an estimate of principal and interest payments as a percentage of estimated annual net revenues is not presented. The total of principal and interest payments that will be made is \$6.4 million. No principal and interest payments were made in the current year.

The County has pledged a portion of future discretionary infrastructure surtax revenue to repay notes of \$10 million and \$3.5 million issued in 2007 and 2008, respectively. Proceeds from the notes financed various road improvement projects throughout the County. The notes are payable solely from the one cent local infrastructure surtax and mature January 1, 2018. Annual principal and interest payments on the notes are expected to require less than 36 percent of estimated annual net revenues. The total principal and interest remaining to be paid on the notes is \$15.224 million. For the current year, principal and interest paid and surtax revenue were \$1.237 million and \$4.715 million, respectively.

The County has pledged future special assessment revenues to repay \$1.382 million and 1.9 million in notes issued in 2004 and 2005, respectively. Proceeds from the notes provided financing for road improvement projects within certain Municipal Service Benefit Units. The 2004 note will mature in 2014, while the 2005 note will mature in 2018. Annual principal and interest payments on the notes are expected to exceed 100% of future revenues as some special assessments were prepaid and set aside for future debt service. Any potential future shortfalls will be made up from other non-ad valorem revenue sources. The total principal and interest remaining to be paid on the notes is \$2.818 million. For the current year, principal and interest paid and special assessment revenue were \$0.358 million and \$0.202 million, respectively.

The County has pledged specific traffic ticket surcharge revenues designated for communications improvements to repay a \$1.356 million note issued in 2005. The proceeds from the note were used to construct and equip several communications towers within the County. The note will mature in 2020. Annual principal and interest payments on the notes are expected to exceed 100% of future revenues. Any potential future shortfalls will be made up from other non-ad valorem revenue sources. The total principal and interest remaining to be paid on the note is \$1.414 million. For the current year, principal and interest paid was \$0.122 million, while revenue was \$0.067 million.

**Putnam County, Florida**  
**Notes to Financial Statements**  
**September 30, 2008**

**NOTE 10 – CONDUIT DEBT**

The Putnam County Development Authority, a discretely presented component unit of Putnam County, has issued Revenue Bonds to provide financial assistance to private-sector entities for the acquisition and construction of industrial and commercial facilities deemed to be in the public interest. The bonds are secured by the property financed and are payable solely from payments received on the underlying mortgage loans. Neither the Authority, the County, the State, nor any political subdivision thereof is obligated in any manner for repayment of the bonds. Accordingly, the bonds are not reported as liabilities in the accompanying financial statements.

During the prior year, the Putnam County Development Authority issued two Pollution Control Revenue Refunding Bonds in an aggregate principal amount of \$125,250,000 to refund several series issued prior to July 1, 1995. At September 30, 2008, the aggregate bonds outstanding were \$125,250,000.

**NOTE 11 – FUND EQUITY RESERVATIONS AND DESIGNATIONS**

In the accompanying fund financial statements, use of the term “reserved” is limited to indicating that a portion of reported fund equity is legally restricted to a specific use, or not available for appropriation or expenditure. “Designated” portions of fund equity represent management’s tentative future spending plans. Such designations should be clearly distinguished from reserves, since managerial plans are subject to change and may never be legally authorized or result in actual expenditures. A brief description of reported reserves follows:

Reserved for Debt Service – Represents portion of governmental fund assets that do not constitute “available spendable financial resources.”

Reserved for Inventory – Represents portion of governmental fund assets that do not constitute “available expendable financial resources.”

Reserved for Loan Guarantees – Legally earmarked by agreements with financial institutions in which the County agrees to pay a maximum amount in case of default or foreclosure of certain mortgages awarded for low income housing. The proceeds are from the State Housing Initiatives Program.

Reserved for Prepaids – Represents portion of governmental funds that do not constitute “available spendable financial resources.”

Balances of reported reserved fund equity at September 30, 2008, follow:

<u>Reserve For:</u>	<u>General Fund</u>	<u>East Putnam Grant Fund</u>	<u>Other Governmental Funds</u>
Debt Service	\$ -	\$ 6,216,076	\$ -
Inventory	59,524	-	401
Loan Guarantees	-	-	897,951
Prepaids	-	-	255,543
	<hr/>	<hr/>	<hr/>
TOTAL	<u>\$ 59,524</u>	<u>\$ 6,216,076</u>	<u>\$ 1,153,895</u>

**Putnam County, Florida**  
**Notes to Financial Statements**  
**September 30, 2008**

**NOTE 11 – FUND EQUITY RESERVATIONS AND DESIGNATIONS**

Designated fund balances consist of \$42,752 to be used by the library system and \$22,053 designated for use by the Emergency Services Department.

**NOTE 12 – DEFICIT BALANCES/BUDGET OVEREXPENDITURES – INDIVIDUAL FUNDS**

At September 30, 2008, the Road Projects Fund, the Better Place Plan Fund and the Communication Improvement Fund had deficit fund balances of \$109,818, \$47,198 and \$121,453, respectively. The deficit fund balances in the Road Projects Fund and the Better Place Plan Fund were the result of road projects undertaken during the year. The Road Projects Fund deficit will be eliminated by a transfer from the General Fund, while the deficit fund balance in the Better Place Fund will be eliminated by the receipt of additional one-cent infrastructure surtax revenues. The deficit in the Communication Improvement Fund will be eliminated by a transfer from the General Fund.

For the year ended September 30, 2008, expenditures of the Tourist Development Fund, the Sewage Utilities Fund and the Commissary Fund were in excess of the approved annual budget. In addition, an annual budget was not prepared for the Supervisor of Elections Grant Special Revenue Fund.

In future years, the County will endeavor to more closely monitor expenditures in its funds.

**NOTE 13 – RISK MANAGEMENT**

**Public Entity Risk Pool**

The County is exposed to various risks of loss related to general liability, personal injury, and errors and omissions. The County joined the Florida Association of Counties Trust (the "Trust"), a public entity risk pool currently operating as a common risk management and insurance program for several member counties. The County pays an annual premium to the Trust for its coverage. The premiums are designed to fund the liability risks assumed by the Trust and are based on certain actual exposures of each member. The premiums are paid from the Risk Management Fund, an Internal Service Fund.

**Self Insurance Program – Worker's Compensation**

As described below, the County administers a self insurance program for worker's compensation coverage. Liabilities are reported if information prior to the issuance of the financial statements indicates that it is probable that a liability has been incurred at the date of the financial statements and the amount of the loss can be reasonably estimated, including an estimate for those incurred but not reported. This estimate is determined based on historical experience and current trends. The claims liabilities are shown at current dollar value.

**Putnam County, Florida**  
**Notes to Financial Statements**  
**September 30, 2008**

**NOTE 13 – RISK MANAGEMENT**

The County provides worker's compensation insurance for its employees via the Risk Management Fund to account for and finance its self-insured risks of loss. The Risk Management Fund provides coverage up to a maximum of \$500,000 for each occurrence. The County purchases commercial insurance for claims in excess of coverage provided by the fund. Settlements have not exceeded insurance coverage for the last three years.

All appropriate funds of the County participate in the program and make payments to the Risk Management Fund to pay prior and current year claims and to establish a reserve for losses.

Changes in the fund's claims liability were:

	<b>Beginning of Fiscal</b>	<b>Claims Incurred</b>		<b>Claims</b>	<b>End of Fiscal</b>
	<b>Year Liability</b>	<b>and Changes in</b>		<b>Payments</b>	<b>Year Liability</b>
		<b>Estimates</b>			
2006-2007	\$ 410,000	\$ 400,227	\$ 330,705	\$ 479,522	
2007-2008	\$ 479,522	\$ 430,546	\$ 430,546	\$ 479,522	

**Group Insurance**

The County purchases health, life and accidental death and dismemberment insurance for its employees via the Group Insurance Reserve Fund (an Internal Service Fund). The County is "fully insured" and has no liability for claims above the monthly premiums charged by the commercial insurer. Settled claims have not exceeded commercial coverage in any of the past three fiscal years. All funds of the County participate in the program and make payments to the Group Insurance Reserve Fund to pay the premiums.

**NOTE 14 – ACCRUED LANDFILL CLOSURE AND LONG-TERM CARE COSTS**

State and federal laws and regulations require the County to place a final cover on its landfill sites when it stops accepting waste and to perform certain maintenance and monitoring functions at the sites for twenty or thirty years after closure. Although closure and long-term care costs will be paid only near or after the date the landfills stop accepting waste, the County reports a portion of these closure and long-term care costs as an operating expense in each period based on landfill capacity used as of each balance sheet date. The \$10,132,288 reported as landfill closure and long-term care liability at September 30, 2008, represents the cumulative amounts reported to date based on the use of the following estimated capacity of the landfills:

Central Landfill Phase II, Cells 1 & 2	83.59%
Class III Landfill	100%
Huntington Landfill	100%
Interlachen Landfill	100%
Central Landfill Phase I	100%

**Putnam County, Florida**  
**Notes to Financial Statements**  
**September 30, 2008**

**NOTE 14 – ACCRUED LANDFILL CLOSURE AND LONG-TERM CARE COSTS**

The County will recognize the remaining estimated cost of closure and long-term care of \$1,179,491 as the remaining estimated capacity is used (estimated to be 2 years for Central Landfill Phase II, Cells 1 & 2). These amounts are based on what it would cost to perform all closure and long-term care in 2008. Actual costs may be higher or lower due to inflation, deflation, changes in technology, or changes in regulations.

Additionally, the Florida Department of Environmental Protection (D.E.P.) requires that landfill operators escrow landfill long-term maintenance costs in addition to closure costs, in an amount sufficient to cover the following year's long-term care costs. The County has escrowed \$3,279,133 to cover D.E.P.'s landfill post-closure maintenance cost requirements and closure costs of current operating landfills, as of September 30, 2008. This is shown as restricted cash and equivalents and restricted investments of the business-type activities in the accompanying financial statements.

**NOTE 15 – POST-EMPLOYMENT HEALTH CARE BENEFITS**

Pursuant to a resolution of the Board of County Commissioners, the County provides certain health care benefits for retired employees. Substantially all of the County's employees may become eligible for those benefits if they reach normal retirement age while working for the County. The cost of retiree health care benefits is recognized as an expense as premiums are paid. During 2008, 62 participants received benefits.

The County is obligated to contribute \$4 per month for each year of employee service. The County paid \$56,460 in premiums on behalf of participants who contributed \$216,150.

In 2009, the County will implement GASB 45, *Accounting and Financial Reporting by Employers for Postemployment Benefits Other Than Pensions*.

**NOTE 16 – OPERATING LEASES**

The Transportation Fund (a Special Revenue Fund) leases seven road graders and two mowing tractors used to maintain roads within the County. The Waste Management Fund (an Enterprise Fund) leases a scraper to maintain the County landfill. These leases have five-year terms. Operating lease expenditures for the year ended September 30, 2008, totaled \$288,302. Future minimum lease payments under these leases are as follows:

<u>Year Ending</u> <u>September 30,</u>	<u>Amount</u>
2009	\$ 288,303
2010	288,303
2011	288,303
Total minimum future lease payments	<u><u>\$ 864,909</u></u>

**Putnam County, Florida**  
**Notes to Financial Statements**  
**September 30, 2008**

**NOTE 17 – COMMITMENTS AND CONTINGENCIES**

At September 30, 2008, the County was committed under signed contracts for approximately \$272,488 of road construction, resurfacing and engineering work and \$13,553,999 for building and other construction projects.

The County is party to lawsuits and claims arising out of the normal conduct of its activities. While the results of the lawsuits and claims against the County cannot be predicted with certainty, management does not expect that these matters will have a material adverse effect on the financial position of the County.

**NOTE 18 – NET ASSETS RESTRICTED BY ENABLING LEGISLATION**

The government-wide statement of net assets reports \$13,690,695 of restricted net assets, of which \$5.75 million is restricted by enabling legislation.

**NOTE 19 – SUBSEQUENT EVENTS**

Subsequent to September 30, 2008, the following events occurred:

The County issued USDA Rural Development bonds in the amount of \$6,322,900 at a rate of 4.25%. The proceeds from these bonds retired the outstanding \$5,956,600 Water Revenue Bond Anticipation Note issued in fiscal year 2008.

In the prior year, the County obtained an \$8,500,000 line of credit, with a variable interest rate of 63.7% of LIBOR plus 85 basis points, from a financial institution in anticipation of the construction of the East Putnam Regional Water System. Subsequent to securing the line of credit, the County obtained a less costly financing alternative. Consequently, the County did not draw on the line of credit which expired January 1, 2009.

Effective March 1, 2009, in an effort to stimulate the local economy, the Board of County Commissioners placed a one year moratorium on the collection of all impact fees.

**REQUIRED SUPPLEMENTARY INFORMATION**



**Putnam County, Florida**  
**Schedule of Revenues, Expenditures and Changes in Fund Balances**  
**Budget and Actual – General Fund**  
**For the Year Ended September 30, 2008**

	<u>Budgeted Amounts</u>		<u>Actual</u> <u>Amounts</u>	<u>Variance</u> <u>With Final</u> <u>Budget</u>
	<u>Original</u>	<u>Final</u>		
<b>REVENUES</b>				
Taxes	\$ 34,406,860	\$ 34,406,860	\$ 35,039,531	\$ 632,671
Licenses and Permits	817,750	817,750	551,545	(266,205)
Intergovernmental	6,442,994	6,874,104	5,552,810	(1,321,294)
Charges for Services	3,281,490	3,281,490	3,342,913	61,423
Fines and Forfeitures	114,150	114,150	95,576	(18,574)
Miscellaneous	974,400	978,900	1,374,170	395,270
<b>TOTAL REVENUES</b>	<b>46,037,644</b>	<b>46,473,254</b>	<b>45,956,545</b>	<b>(516,709)</b>
<b>EXPENDITURES</b>				
Current:				
General Government	12,731,046	12,918,903	15,067,230	(2,148,327)
Public Safety	7,455,907	7,483,907	7,251,429	232,478
Physical Environment	459,027	459,027	400,305	58,722
Transportation	1,493,667	1,493,667	540,278	953,389
Economic Environment	445,226	445,226	419,189	26,037
Human Services	2,742,565	2,742,565	1,928,002	814,563
Culture and Recreation	2,039,661	2,039,661	1,732,308	307,353
Court Related	263,691	263,691	232,386	31,305
Reserve for Contingencies	417,351	221,681	-	221,681
Debt Service:				
Principal Retirement	158,854	158,854	157,086	1,768
Interest and Fiscal Charges	26,580	26,580	28,348	(1,768)
<b>TOTAL EXPENDITURES</b>	<b>28,233,575</b>	<b>28,253,762</b>	<b>27,756,561</b>	<b>497,201</b>
<b>EXCESS (DEFICIENCY) OF REVENUES OVER EXPENDITURES</b>	<b>17,804,069</b>	<b>18,219,492</b>	<b>18,199,984</b>	<b>(19,508)</b>
<b>OTHER FINANCING SOURCES (USES)</b>				
Transfers In	495,000	495,000	1,436,909	941,909
Transfers Out	(22,449,069)	(22,864,492)	(22,804,876)	59,616
Debt Issued	-	-	765,937	765,937
<b>TOTAL OTHER FINANCING SOURCES (USES)</b>	<b>(21,954,069)</b>	<b>(22,369,492)</b>	<b>(20,602,030)</b>	<b>1,767,462</b>
<b>NET CHANGE IN FUND BALANCES</b>	<b>(4,150,000)</b>	<b>(4,150,000)</b>	<b>(2,402,046)</b>	<b>1,747,954</b>
<b>FUND BALANCES – BEGINNING OF YEAR</b>	<b>4,150,000</b>	<b>4,150,000</b>	<b>12,174,099</b>	<b>8,024,099</b>
<b>FUND BALANCES – END OF YEAR</b>	<b>\$ -</b>	<b>\$ -</b>	<b>\$ 9,772,053</b>	<b>\$ 9,772,053</b>

**Putnam County, Florida**  
**Schedule of Revenues, Expenditures and Changes in Fund Balances**  
**Budget and Actual – Sheriff Fund**  
**For the Year Ended September 30, 2008**

	<u>Budgeted Amounts</u>		<u>Actual Amounts</u>	<u>Variance With Final Budget</u>
	<u>Original</u>	<u>Final</u>		
<u>REVENUES</u>				
Miscellaneous Revenues	\$ -	\$ -	\$ -	\$ -
<u>EXPENDITURES</u>				
Current:				
Public Safety	16,065,415	16,543,839	16,325,119	218,720
Court Related	584,564	584,564	580,814	3,750
Reserve for Contingencies	20,000	-	-	-
Debt Service:				
Principal Retirement	891,235	891,235	864,112	27,123
Interest and Fiscal Charges	55,987	55,987	55,806	181
TOTAL EXPENDITURES	<u>17,617,201</u>	<u>18,075,625</u>	<u>17,825,851</u>	<u>249,774</u>
EXCESS (DEFICIENCY) OF REVENUES OVER EXPENDITURES	<u>(17,617,201)</u>	<u>(18,075,625)</u>	<u>(17,825,851)</u>	<u>249,774</u>
<u>OTHER FINANCING SOURCES (USES)</u>				
Transfers In	17,617,201	18,032,625	18,032,625	-
Transfers Out	-	-	(249,774)	(249,774)
Debt Issued	-	43,000	43,000	-
TOTAL OTHER FINANCING SOURCES (USES)	<u>17,617,201</u>	<u>18,075,625</u>	<u>17,825,851</u>	<u>(249,774)</u>
NET CHANGE IN FUND BALANCES	-	-	-	-
FUND BALANCES – BEGINNING OF YEAR	-	-	-	-
FUND BALANCES – END OF YEAR	<u>\$ -</u>	<u>\$ -</u>	<u>\$ -</u>	<u>\$ -</u>

**Putnam County, Florida**  
**Schedule of Revenues, Expenditures and Changes in Fund Balances**  
**Budget and Actual – East Putnam Grant Fund**  
**For the Year Ended September 30, 2008**

	<u>Budgeted Amounts</u>		<u>Actual</u>	<u>Variance With Final Budget</u>
	<u>Original</u>	<u>Final</u>		
<b><u>REVENUES</u></b>				
Intergovernmental Revenue	\$ 11,861,623	\$ 11,861,623	\$ 3,011,639	\$ (8,849,984)
Miscellaneous Revenue	5,749,537	5,749,537	391,244	(5,358,293)
<b>TOTAL REVENUES</b>	<b>17,611,160</b>	<b>17,611,160</b>	<b>3,402,883</b>	<b>(14,208,277)</b>
<b><u>EXPENDITURES</u></b>				
Current:				
Physical Environment	31,960,022	31,960,022	13,109,991	18,850,031
Debt Service				
Interest & Fiscal Changes	-	-	127,435	(127,435)
<b>TOTAL EXPENDITURES</b>	<b>31,960,022</b>	<b>31,960,022</b>	<b>13,237,426</b>	<b>18,722,596</b>
<b>EXCESS (DEFICIENCY) OF REVENUES OVER EXPENDITURES</b>	<b>(14,348,862)</b>	<b>(14,348,862)</b>	<b>(9,834,543)</b>	<b>4,514,319</b>
<b><u>OTHER FINANCING SOURCES (USES)</u></b>				
Transfers Out	-	-	(17,239)	(17,239)
Debt Issued	14,348,862	14,348,862	10,532,729	(3,816,133)
<b>TOTAL OTHER FINANCING SOURCES (USES)</b>	<b>14,348,862</b>	<b>14,348,862</b>	<b>10,515,490</b>	<b>(3,833,372)</b>
<b>NET CHANGE IN FUND BALANCES</b>	<b>-</b>	<b>-</b>	<b>680,947</b>	<b>680,947</b>
<b>FUND BALANCES, October 1, 2007</b>	<b>-</b>	<b>-</b>	<b>(419,931)</b>	<b>(419,931)</b>
<b>FUND BALANCES, September 30, 2008</b>	<b>\$ -</b>	<b>\$ -</b>	<b>\$ 261,016</b>	<b>\$ 261,016</b>

**Putnam County, Florida**  
**Notes to Schedules of Revenues, Expenditures and Changes in Fund Balances –**  
**Budget and Actual**  
**For the Year Ended September 30, 2008**

Basis of Budgetary Accounting

Annual budgets are legally adopted for governmental funds, hereafter described, on a basis consistent with generally accepted accounting principles.

The following procedures are used in establishing the budgetary data reflected in the financial statements:

Prior to June 1, constitutional officers, with the exception of the office of the Tax Collector, submit tentative budgets for the operations of their offices to the Board. Budgets for the operations of the office of the Tax Collector are submitted to the Department of Revenue for approval.

Prior to July 15, the County Administrator/Budget Officer submits to the Board a proposed operating budget for the fiscal year commencing the following October 1. The operating budget includes proposed expenditures and the means of financing them. Public hearings are conducted by the Board to obtain taxpayer comments. Prior to October 1, the budget is legally enacted through passage of a resolution. All budget appropriations lapse at year-end.

As required by Florida Statutes, Sections 218.35 and 28.36, the Clerk of Circuit Court prepares his annual budget in two parts:

The budget relating to the state court system, which is filed with the Clerks of Court Operations Corporation and the budget relating to the requirements of the Clerk as Clerk of the Board of County Commissioners, County Auditor, County Recorder and Custodian or Treasurer of all County funds and other county-related duties.

County Departments of the Clerk's Office are budgeted with appropriations from the Board of County commissioners. The fees generated by the Clerk's Court Departments are used to pay operating expenditures of the departments. All excess fees (unspent revenues) along with Clerk investment earnings on Board funds are remitted to the Board of County Commissioners on or before October 31<sup>st</sup> of each year.

Florida Statutes provide that it is unlawful to make expenditures that exceed the total amount budgeted for each fund. Therefore, the fund level is the legal level of control for budget considerations. Chapter 129, Florida Statutes, governs the manner in which the budget may be legally amended once it has been approved. Pursuant to Chapter 129, only the Board of County Commissioners can approve budget amendments that change the total approved budget appropriation of an individual fund. The County Administrator/Budget Officer and Department managers can transfer appropriations within the budget, but cannot change the total appropriation of an individual fund without the approval of the Board of County Commissioners.

Pursuant to the provisions of Chapter 129, Florida Statutes, the amount that the County may appropriate is limited to ninety-five (95%) percent of estimated revenues. In order to present a conservative as well as balanced budget, the County presents only ninety-five (95%) percent of estimated revenues.

**Putnam County, Florida**  
**Notes to Schedules of Revenues, Expenditures and Changes in Fund Balances –**  
**Budget and Actual**  
**For the Year Ended September 30, 2008**

Appropriations from the reserve for contingencies may be made to increase the appropriation for any particular expenditures in the same fund, or to create an appropriation in the fund for any lawful purpose, but no expenditures shall be charged directly to the reserve for contingencies.

A receipt of a nature or from a source not anticipated in the budget and received for a particular purpose, including but not limited to grants, donations, gifts, or reimbursements for damages, may, by resolution of the Board be recorded in its minutes, be appropriated and expended for that purpose, in addition to the appropriations and expenditures provided for in the budget. Such receipts and appropriations shall be added to the budget of the proper fund.

Supplemental appropriations funded from sources not described above, require public hearings and action by the Board in the same manner as adopting the original budget.

**SUPPLEMENTAL INFORMATION**

## Nonmajor Governmental Funds

### Special Revenue Funds

Special Revenue Funds are used to account for revenues derived from specific sources to be used for specific types of activities. The Special Revenue Funds used by Putnam County are distinguished by a need for unique identifying and/or reporting techniques, which make it desirable to separate them from the General Fund.

The County maintains the following Special Revenue Funds:

County Transportation Trust Fund – to account for the operations of the road and bridge department. Financing is provided principally by the County's share of state gasoline taxes.

Fishing Improvement Fund – to account for maintenance of the County's lakes with financing provided by recreational vessels' license fees and state grants.

Fire Taxing Unit Fund – to account for interlocal agreements with municipal fire departments within the County. Financing is provided from ad valorem taxes.

Law Enforcement Trust Fund – to account for law enforcement related projects funded by the proceeds from confiscated property forfeitures.

E911 System Fund – to account for the improvements and operations of the 911 emergency telephone system in the County. Financing is provided from telephone user charges.

Court Improvement Fund – to account for physical improvements and security for the courthouse. Funding is provided by State of Florida grants and court related revenues.

Article V Fund – to account for certain revenues generated pursuant to Article V of the Constitution of the State of Florida.

Court Technology Fund – to account for certain revenues generated pursuant to Article V of the Constitution of the State of Florida that must be expended to enhance court technology.

Law Enforcement Education Fund – to account for law enforcement training funded with proceeds from fines.

Miscellaneous Grants Fund – to account for projects financed with federal and state funds that are nonrecurring and of short-term duration.

Interlachen Lakes Estates Fund – to account for the collection and use of special assessments paid by the residents of Interlachen Lakes Estates Municipal Services Benefit Unit.

Drivers Education Fund – to account for receipts and disbursements of designated traffic fines imposed by ordinance in accordance with Section 318.1215, Florida Statutes.

Local Housing Assistance (SHIP) Fund – to account for funds received from the State to be used to assist eligible low income individuals to buy or construct new housing or rehabilitate older homes.

Hurricane Housing Assistance Fund – to account for funds received from the State to assist with the repair of hurricane damage to the homes of eligible low income individuals.

Tourist Development Fund – to account for revenues and expenditures relating to tourist development in the County through the assessment of a tourist tax.

Communication Improvement Fund – to account for the collection of traffic infractions surcharge to be used to develop and improve a county wide public safety communications system.

## Nonmajor Governmental Funds

West Putnam Municipal Services Benefit Unit Fund – to account for the collection and use of special assessments paid by the residents of unincorporated West Putnam for road improvements.

Sewage Utilities Fund – to account for the collection and use of fees established to provide one or more small sewage systems.

Water Utilities Fund – to account for the collection and use of fees established to provide one or more small water systems.

MSBU Fund – to account for the collection and use of special assessments levied to provide specific road improvements and maintenance within several Municipal Service Benefit Units.

Economic Development Fund – to account for revenues and expenditures made to promote economic development.

ILE Lake Access Trust Fund – to account for funds received from the dissolved Corporation, Interlachen Lakes Estates, Inc., intended to be used for providing access to the lakes, for the maintenance of roads or for other purposes that would benefit property owners in the Interlachen Lakes Estates subdivision.

Crime Prevention Fund – to account for neighborhood crime prevention projects funded by the collection of fines pursuant to Section 775.083, Florida Statutes.

Impact Fee Fund – to account for fees collected related to new development. Funds are used for capital improvement projects.

Commissary Fund – to account for the commissary operations of the County's Detention Facility. Revenues are provided by sales of products to inmates. The profits can only be spent for the benefit of inmates.

Federal Forfeiture Fund – to account for monies received from federal forfeitures. Expenditures can only be made in accordance with the Federal Equitable Sharing Program.

Records Modernization Fund – to account for fees charged pursuant to Section 28.24, Florida Statutes, and related expenditures to modernize the public records storage and retrieval system of the County.

Article V Records Modernization Fund – to account for fees charged pursuant to Article V of the Constitution of the State of Florida, and related expenditures to fund court-related technology as defined in Section 29.008, Florida Statutes.

Clerk of the Circuit Court Fund – to account for fees collected by the Clerk of the Circuit Court for the operations of the Office.

Court Fund – to account for certain revenues generated by and disbursements related to the Court System pursuant to Article V of the Constitution of the State of Florida.

Supervisor of Elections Fund – to account for funds transferred from the Board of County Commissioners to the Supervisor of Elections for the operations of the Office.

Supervisor of Elections Grants Fund – to account for proceeds and expenditures related to state and federal grants designed to improve the elections process.

Tax Collector Fund – to account for fees collected by the Tax Collector for the operations of the Office.

Property Appraiser Fund – to account for funds transferred from the Board of County Commissioners and other taxing authorities to the Property Appraiser for the operations of the Office.



## **Nonmajor Governmental Funds**

### **Debt Service Funds**

Debt Service Funds are used to account for the accumulation of resources for, and the payment of long-term debt principal and interest.

The County maintains the following Debt Service Funds:

Future Capital Improvement Debt Fund – to account for future debt service requirements for the future expansion of the County's jail facilities.

MSBU Loan Fund – to account for special assessments collected to repay special assessment debt used to fund road paving projects within certain municipal service benefits units.

### **Capital Projects Funds**

Capital Projects Funds are used to account for financial resources to be used for the acquisition or construction of major capital facilities (other than those financed by proprietary funds and trust funds).

The County maintains the following nonmajor Capital Projects Funds:

Capital Projects – to account for resources to be used to construct or renovate various County facilities.

Road Projects Fund – to account for resources to be used in developing and enhancing the County's Road System.

### **Major Governmental Capital Projects Fund**

Better Place Plan Fund – to account for revenues received from a one-cent discretionary surtax imposed to finance certain capital projects.

**Putnam County, Florida**  
**Combining Balance Sheet – Nonmajor Governmental Funds**  
**September 30, 2008**

	Special Revenue Funds				
	County Transpor- tation <u>Trust</u>	Fishing Improve- ment	Fire Taxing <u>Unit</u>	Law Enforce- ment <u>Trust</u>	E911 <u>System</u>
<b>ASSETS</b>					
Cash and Equivalents	\$ 1,790,629	\$ 374,010	\$ 3,750,166	\$ 26,727	\$ 123,460
Investments	-	-	-	-	-
Receivables	-	-	-	-	-
Due From Other Funds	-	-	14,914	-	-
Due From Other Governments	278,113	2,977	4,964	-	-
Inventory	-	-	-	-	-
Prepays	-	-	-	-	-
Other Assets	-	-	-	-	-
<b>TOTAL ASSETS</b>	<b><u>\$ 2,068,742</u></b>	<b><u>\$ 376,987</u></b>	<b><u>\$ 3,770,044</u></b>	<b><u>\$ 26,727</u></b>	<b><u>\$ 123,460</u></b>
<b>LIABILITIES AND FUND BALANCES</b>					
<b>LIABILITIES</b>					
Accounts Payable and Accrued Liabilities	\$ 201,598	\$ 1,612	\$ 163,720	\$ -	\$ 3,972
Due to Other Funds	-	-	-	-	-
Due to Other Governments	-	-	-	-	-
Deferred Revenue	-	-	-	-	19,354
<b>TOTAL LIABILITIES</b>	<b><u>201,598</u></b>	<b><u>1,612</u></b>	<b><u>163,720</u></b>	<b><u>-</u></b>	<b><u>23,326</u></b>
<b>FUND BALANCES</b>					
Reserved for:					
Inventory	-	-	-	-	-
Loan Guarantees	-	-	-	-	-
Prepays	-	-	-	-	-
Unreserved:					
Designated for:					
Public Safety	-	-	-	-	-
Culture and Recreation	-	-	-	-	-
Undesignated	1,867,144	375,375	3,606,324	26,727	100,134
<b>TOTAL FUND BALANCES</b>	<b><u>1,867,144</u></b>	<b><u>375,375</u></b>	<b><u>3,606,324</u></b>	<b><u>26,727</u></b>	<b><u>100,134</u></b>
<b>TOTAL LIABILITIES AND FUND BALANCES</b>	<b><u>\$ 2,068,742</u></b>	<b><u>\$ 376,987</u></b>	<b><u>\$ 3,770,044</u></b>	<b><u>\$ 26,727</u></b>	<b><u>\$ 123,460</u></b>

continued

**Putnam County, Florida**  
**Combining Balance Sheet – Nonmajor Governmental Funds**  
**September 30, 2008**

	Special Revenue Funds				
	Court Improve- ment	Article V	Court Technology	Law enforce- ment Education	Miscell- aneous Grants
<u>ASSETS</u>					
Cash and Equivalents	\$2,504,006	\$ 189,214	\$ 552,049	\$ 59,431	\$ 50,072
Investments	-	-	-	-	-
Receivables	-	-	-	-	-
Due From Other Funds	-	-	-	-	-
Due From Other Governments	175	13,681	6,994	2,126	79,410
Inventory	-	-	-	-	-
Prepays	-	-	-	-	-
Other Assets	-	-	-	-	-
<b>TOTAL ASSETS</b>	<b>\$2,504,181</b>	<b>\$ 202,895</b>	<b>\$ 559,043</b>	<b>\$ 61,557</b>	<b>\$129,482</b>
<u>LIABILITIES AND FUND BALANCES</u>					
<u>LIABILITIES</u>					
Accounts Payable and Accrued Liabilities	\$ 71,635	\$ 13,171	\$ 5,063	\$ -	\$ 6,010
Due to Other Funds	-	-	-	-	-
Due to Other Governments	-	-	-	-	-
Deferred Revenue	-	-	-	-	42,510
<b>TOTAL LIABILITIES</b>	<b>71,635</b>	<b>13,171</b>	<b>5,063</b>	<b>-</b>	<b>48,520</b>
<u>FUND BALANCES</u>					
Reserved for:					
Inventory	-	-	-	-	-
Loan Guarantees	-	-	-	-	-
Prepays	-	-	-	-	-
Unreserved:					
Designated for:					
Public Safety	-	-	-	-	22,053
Culture and Recreation	-	-	-	-	42,752
Undesignated	2,432,546	189,724	553,980	61,557	16,157
<b>TOTAL FUND BALANCES</b>	<b>2,432,546</b>	<b>189,724</b>	<b>553,980</b>	<b>61,557</b>	<b>80,962</b>
<b>TOTAL LIABILITIES AND FUND BALANCES</b>	<b>\$2,504,181</b>	<b>\$ 202,895</b>	<b>\$ 559,043</b>	<b>\$ 61,557</b>	<b>\$129,482</b>

continued

**Putnam County, Florida**  
**Combining Balance Sheet – Nonmajor Governmental Funds**  
**September 30, 2008**

	<u>Special Revenue Funds</u>					
	<u>Interlachen</u>			<u>Hurricane</u>	<u>Tourist</u>	<u>Communi-</u>
	<u>Lakes</u>	<u>Drivers</u>		<u>Housing</u>	<u>Develop-</u>	<u>cation</u>
	<u>Estates</u>	<u>Education</u>	<u>SHIP</u>	<u>Assistance</u>	<u>ment</u>	<u>Improvement</u>
<b><u>ASSETS</u></b>						
Cash and Equivalents	\$253,677	\$226,913	\$ 121,750	\$161,782	\$ 186,012	\$ 26,273
Investments	-	-	977,726	-	-	-
Receivables	-	-	-	-	-	-
Due From Other Funds	-	-	-	-	-	-
Due From Other Governments	2,246	2,394	-	-	14,024	4,147
Inventory	-	-	-	-	-	-
Prepays	-	-	-	-	-	-
Other Assets	-	-	-	-	-	-
<b>TOTAL ASSETS</b>	<b><u>\$255,923</u></b>	<b><u>\$229,307</u></b>	<b><u>\$1,099,476</u></b>	<b><u>\$161,782</u></b>	<b><u>\$ 200,036</u></b>	<b><u>\$ 30,420</u></b>
<b><u>LIABILITIES AND FUND</u></b>						
<b><u>BALANCES</u></b>						
<b><u>LIABILITIES</u></b>						
Accounts Payable and Accrued Liabilities	\$ 23,845	\$ -	\$ 46,985	\$ -	\$ 8,345	\$ 151,873
Due to Other Funds	-	-	-	-	-	-
Due to Other Governments	-	-	-	-	-	-
Deferred Revenue	-	-	-	-	-	-
<b>TOTAL LIABILITIES</b>	<b><u>23,845</u></b>	<b><u>-</u></b>	<b><u>46,985</u></b>	<b><u>-</u></b>	<b><u>8,345</u></b>	<b><u>151,873</u></b>
<b><u>FUND BALANCES</u></b>						
Reserved for:						
Inventory	-	-	-	-	-	-
Loan Guarantees	-	-	897,951	-	-	-
Prepays	-	-	-	-	-	-
Unreserved:						
Designated for:						
Public Safety	-	-	-	-	-	-
Culture and Recreation	-	-	-	-	-	-
Undesignated	232,078	229,307	154,540	161,782	191,691	(121,453)
<b>TOTAL FUND BALANCES</b>	<b><u>232,078</u></b>	<b><u>229,307</u></b>	<b><u>1,052,491</u></b>	<b><u>161,782</u></b>	<b><u>191,691</u></b>	<b><u>(121,453)</u></b>
<b>TOTAL LIABILITIES AND FUND</b>						
<b>BALANCES</b>	<b><u>\$255,923</u></b>	<b><u>\$229,307</u></b>	<b><u>\$1,099,476</u></b>	<b><u>\$161,782</u></b>	<b><u>\$ 200,036</u></b>	<b><u>\$ 30,420</u></b>

continued

**Putnam County, Florida**  
**Combining Balance Sheet – Nonmajor Governmental Funds**  
**September 30, 2008**

	<u>Special Revenue Funds</u>				
	West Putnam Municipal Services <u>Benefit Unit</u>	Sewage Utilities	Water Utilities	MSBU	Economic Develop- ment
<u>ASSETS</u>					
Cash and Equivalents	\$ 313,097	\$ 18,751	\$190,260	\$ 392,507	\$ 64,903
Investments	-	-	-	-	-
Receivables	-	4,763	4,223	-	-
Due From Other Funds	-	-	-	-	-
Due From Other Governments	1,737	-	-	1,134	-
Inventory	-	-	-	-	-
Prepays	-	-	-	-	-
Other Assets	-	-	-	-	-
<b>TOTAL ASSETS</b>	<u>\$ 314,834</u>	<u>\$ 23,514</u>	<u>\$194,483</u>	<u>\$ 393,641</u>	<u>\$ 64,903</u>
<u>LIABILITIES AND FUND BALANCES</u>					
<u>LIABILITIES</u>					
Accounts Payable and Accrued Liabilities	\$ 2,952	\$ 2,218	\$ 4,582	\$ 19,363	\$ 18,007
Due to Other Funds	-	-	-	-	-
Due to Other Governments	-	-	-	-	-
Deferred Revenue	-	-	-	-	-
<b>TOTAL LIABILITIES</b>	<u>2,952</u>	<u>2,218</u>	<u>4,582</u>	<u>19,363</u>	<u>18,007</u>
<u>FUND BALANCES</u>					
Reserved for:					
Inventory	-	-	-	-	-
Loan Guarantees	-	-	-	-	-
Prepays	-	-	-	-	-
Unreserved:					
Designated for:					
Public Safety	-	-	-	-	-
Culture and Recreation	-	-	-	-	-
Undesignated	311,882	21,296	189,901	374,278	46,896
<b>TOTAL FUND BALANCES</b>	<u>311,882</u>	<u>21,296</u>	<u>189,901</u>	<u>374,278</u>	<u>46,896</u>
<b>TOTAL LIABILITIES AND FUND BALANCES</b>	<u>\$ 314,834</u>	<u>\$ 23,514</u>	<u>\$194,483</u>	<u>\$ 393,641</u>	<u>\$ 64,903</u>

continued

**Putnam County, Florida**  
**Combining Balance Sheet – Nonmajor Governmental Funds**  
**September 30, 2008**

	Special Revenue Funds						
	ILE Lake Access Trust	Crime Prevention	Impact Fee	Commis- sary	Federal Forfeiture	Records Moderni- zation	Article V Records Moderni- zation
<b>ASSETS</b>							
Cash and Equivalents	\$74,007	\$ 55,163	\$682,725	\$148,698	\$ 31,988	\$181,531	\$447,257
Investments	-	-	-	-	-	-	-
Receivables	-	-	-	4,469	-	-	-
Due From Other Funds	-	-	-	-	-	-	-
Due From Other Governments	-	2,346	-	-	-	-	-
Inventory	-	-	-	401	-	-	-
Prepays	-	-	-	-	-	40,809	122,427
Other Assets	-	-	-	-	-	-	-
<b>TOTAL ASSETS</b>	<b><u>\$74,007</u></b>	<b><u>\$ 57,509</u></b>	<b><u>\$682,725</u></b>	<b><u>\$153,568</u></b>	<b><u>\$ 31,988</u></b>	<b><u>\$222,340</u></b>	<b><u>\$569,684</u></b>
<b>LIABILITIES AND FUND BALANCES</b>							
<b>LIABILITIES</b>							
Accounts Payable and Accrued Liabilities	\$ -	\$ -	\$ -	\$ 12,409	\$ -	\$ -	\$ -
Due to Other Funds	-	-	-	-	-	-	-
Due to Other Governments	-	-	105,777	-	-	-	-
Deferred Revenue	-	-	-	-	-	-	-
<b>TOTAL LIABILITIES</b>	<b><u>-</u></b>	<b><u>-</u></b>	<b><u>105,777</u></b>	<b><u>12,409</u></b>	<b><u>-</u></b>	<b><u>-</u></b>	<b><u>-</u></b>
<b>FUND BALANCES</b>							
Reserved for:							
Inventory	-	-	-	401	-	-	-
Loan Guarantees	-	-	-	-	-	-	-
Prepays	-	-	-	-	-	40,809	122,427
Unreserved:							
Designated for:							
Public Safety	-	-	-	-	-	-	-
Culture and Recreation	-	-	-	-	-	-	-
Undesignated	74,007	57,509	576,948	140,758	31,988	181,531	447,257
<b>TOTAL FUND BALANCES</b>	<b><u>74,007</u></b>	<b><u>57,509</u></b>	<b><u>576,948</u></b>	<b><u>141,159</u></b>	<b><u>31,988</u></b>	<b><u>222,340</u></b>	<b><u>569,684</u></b>
<b>TOTAL LIABILITIES AND FUND BALANCES</b>	<b><u>\$74,007</u></b>	<b><u>\$ 57,509</u></b>	<b><u>\$682,725</u></b>	<b><u>\$153,568</u></b>	<b><u>\$ 31,988</u></b>	<b><u>\$222,340</u></b>	<b><u>\$569,684</u></b>

continued

**Putnam County, Florida**  
**Combining Balance Sheet – Nonmajor Governmental Funds**  
**September 30, 2008**

	<u>Special Revenue Funds</u>					
	Clerk of the Circuit <u>Court</u>	Court <u>Fund</u>	Supervisor of <u>Elections</u>	Supervisor of Elections <u>Grants</u>	Tax <u>Collector</u>	Property <u>Appraiser</u>
<u>ASSETS</u>						
Cash and Equivalents	\$306,108	\$295,284	\$ 184,035	\$ 114,696	\$ 699,777	\$129,456
Investments	-	-	-	-	-	-
Receivables	5,609	53,503	-	-	-	-
Due From Other Funds	-	-	827	-	-	-
Due From Other Governments	25,185	337	-	-	-	-
Inventory	-	-	-	-	-	-
Prepays	-	-	92,307	-	-	-
Other Assets	8,166	-	-	-	1,300	-
<b>TOTAL ASSETS</b>	<u>\$345,068</u>	<u>\$349,124</u>	<u>\$ 277,169</u>	<u>\$ 114,696</u>	<u>\$ 701,077</u>	<u>\$129,456</u>
<u>LIABILITIES AND FUND BALANCES</u>						
<u>LIABILITIES</u>						
Accounts Payable and Accrued Liabilities	\$174,066	\$296,722	\$ 3,882	\$ -	\$ 53,056	\$ 24,074
Due to Other Funds	171,002	-	180,980	827	648,021	105,382
Due to Other Governments	-	-	-	-	-	-
Deferred Revenue	-	52,402	-	-	-	-
<b>TOTAL LIABILITIES</b>	<u>345,068</u>	<u>349,124</u>	<u>184,862</u>	<u>827</u>	<u>701,077</u>	<u>129,456</u>
<u>FUND BALANCES</u>						
Reserved for:						
Inventory	-	-	-	-	-	-
Loan Guarantees	-	-	-	-	-	-
Prepays	-	-	92,307	-	-	-
Unreserved:						
Designated for:						
Public Safety	-	-	-	-	-	-
Culture and Recreation	-	-	-	-	-	-
Undesignated	-	-	-	113,869	-	-
<b>TOTAL FUND BALANCES</b>	<u>-</u>	<u>-</u>	<u>92,307</u>	<u>113,869</u>	<u>-</u>	<u>-</u>
<b>TOTAL LIABILITIES AND FUND BALANCES</b>	<u>\$345,068</u>	<u>\$349,124</u>	<u>\$ 277,169</u>	<u>\$ 114,696</u>	<u>\$ 701,077</u>	<u>\$129,456</u>

continued

**Putnam County, Florida**  
**Combining Balance Sheet – Nonmajor Governmental Funds**  
**September 30, 2008**

	Debt Service Funds		Capital Projects Funds		Total Nonmajor Governmental Funds
	Future Capital Improvement Debt	MSBU Loan	Capital Projects	Road Projects	
<b>ASSETS</b>					
Cash and Equivalents	\$ 41,355	\$ 384,874	\$ 137,159	\$ 153,161	\$ 15,442,963
Investments	-	-	-	-	977,726
Receivables	-	-	-	-	72,567
Due From Other Funds	-	-	-	-	15,741
Due From Other Governments	132,180	318	125,839	130,091	830,418
Inventory	-	-	-	-	401
Prepays	-	-	-	-	255,543
Other Assets	-	-	-	-	9,466
<b>TOTAL ASSETS</b>	<b>\$ 173,535</b>	<b>\$ 385,192</b>	<b>\$ 262,998</b>	<b>\$ 283,252</b>	<b>\$ 17,604,825</b>
<b>LIABILITIES AND FUND BALANCES</b>					
<b>LIABILITIES</b>					
Accounts Payable and Accrued Liabilities	\$ -	\$ -	\$ 35,607	\$ 93,070	\$ 1,437,837
Due to Other Funds	-	-	-	300,000	1,406,212
Due to Other Governments	-	-	-	-	105,777
Deferred Revenue	132,180	-	-	-	246,446
<b>TOTAL LIABILITIES</b>	<b>132,180</b>	<b>-</b>	<b>35,607</b>	<b>393,070</b>	<b>3,196,272</b>
<b>FUND BALANCES</b>					
Reserved for:					
Inventory	-	-	-	-	\$ 401
Loan Guarantees	-	-	-	-	897,951
Prepays	-	-	-	-	255,543
Unreserved:					
Designated for:					
Public Safety	-	-	-	-	22,053
Culture and Recreation	-	-	-	-	42,752
Undesignated	41,355	385,192	227,391	(109,818)	13,189,853
<b>TOTAL FUND BALANCES</b>	<b>41,355</b>	<b>385,192</b>	<b>227,391</b>	<b>(109,818)</b>	<b>14,408,553</b>
<b>TOTAL LIABILITIES AND FUND BALANCES</b>	<b>\$ 173,535</b>	<b>\$ 385,192</b>	<b>\$ 262,998</b>	<b>\$ 283,252</b>	<b>\$ 17,604,825</b>

concluded



**Putnam County, Florida**  
**Combining Statement of Revenues, Expenditures and Changes in Fund**  
**Balances – Nonmajor Governmental Funds**  
**For the Year Ended September 30, 2008**

	Special Revenue Funds			
	County			Law
	Transpor- tation	Fishing Improve- ment	Fire Taxing Unit	Enforce- ment Trust
	<u>Trust</u>	<u>ment</u>	<u>Unit</u>	<u>Trust</u>
<b>REVENUES</b>				
Taxes	\$ 1,739,293	\$ -	\$ 2,684,618	\$ -
Licenses and Permits	2,700	47,347	-	-
Intergovernmental Revenue	3,610,395	-	-	-
Charges For Services	-	-	-	-
Fines and Forfeitures	-	-	-	27,539
Miscellaneous Revenue	116,564	9,400	124,941	544
<b>TOTAL REVENUES</b>	<b>5,468,952</b>	<b>56,747</b>	<b>2,809,559</b>	<b>28,083</b>
<b>EXPENDITURES</b>				
Current:				
General Government Services	-	-	-	-
Public Safety	-	-	2,258,018	9,576
Physical Environment	-	30,322	-	-
Transportation	5,718,689	-	-	-
Economic Environment	-	-	-	-
Culture/Recreation	-	-	-	-
Court Related	-	-	-	-
Capital Outlay	-	-	-	-
Debt Service:				
Principal Retirement	65,585	-	-	-
Interest and Fiscal Charges	6,143	-	-	-
<b>TOTAL EXPENDITURES</b>	<b>5,790,417</b>	<b>30,322</b>	<b>2,258,018</b>	<b>9,576</b>
<b>EXCESS (DEFICIENCY) OF REVENUES OVER EXPENDITURES</b>	<b>(321,465)</b>	<b>26,425</b>	<b>551,541</b>	<b>18,507</b>
<b>OTHER FINANCING SOURCES (USES)</b>				
Transfers In	392,239	-	14,914	-
Transfers Out	(33,000)	-	(31,009)	-
<b>TOTAL OTHER FINANCING SOURCES (USES)</b>	<b>359,239</b>	<b>-</b>	<b>(16,095)</b>	<b>-</b>
<b>NET CHANGE IN FUND BALANCES</b>	<b>37,774</b>	<b>26,425</b>	<b>535,446</b>	<b>18,507</b>
FUND BALANCES, October 1, 2007	1,829,370	348,950	3,070,878	8,220
<b>FUND BALANCES, September 30, 2008</b>	<b>\$ 1,867,144</b>	<b>\$ 375,375</b>	<b>\$ 3,606,324</b>	<b>\$ 26,727</b>

continued

**Putnam County, Florida**  
**Combining Statement of Revenues, Expenditures and Changes in Fund**  
**Balances – Nonmajor Governmental Funds**  
**For the Year Ended September 30, 2008**

	<u>Special Revenue Funds</u>			
	<u>E911 System</u>	<u>Court Improve- ment</u>	<u>Article V</u>	<u>Court Technology</u>
<b><u>REVENUES</u></b>				
Taxes	\$ -	\$ -	\$ -	\$ -
Licenses and Permits	-	-	-	-
Intergovernmental Revenue	120,392	-	-	-
Charges For Services	324,097	120,533	96,079	118,192
Fines and Forfeitures	-	-	-	-
Miscellaneous Revenue	4,520	67,061	5,352	13,521
<b>TOTAL REVENUES</b>	<b><u>449,009</u></b>	<b><u>187,594</u></b>	<b><u>101,431</u></b>	<b><u>131,713</u></b>
<b><u>EXPENDITURES</u></b>				
Current:				
General Government Services	-	-	-	-
Public Safety	561,216	-	-	-
Physical Environment	-	-	-	-
Transportation	-	-	-	-
Economic Environment	-	-	-	-
Culture/Recreation	-	-	-	-
Court Related	-	107,943	63,508	71,364
Capital Outlay	-	-	-	-
Debt Service:				
Principal Retirement	-	-	-	-
Interest and Fiscal Charges	-	-	-	-
<b>TOTAL EXPENDITURES</b>	<b><u>561,216</u></b>	<b><u>107,943</u></b>	<b><u>63,508</u></b>	<b><u>71,364</u></b>
<b>EXCESS (DEFICIENCY) OF REVENUES OVER EXPENDITURES</b>	<b><u>(112,207)</u></b>	<b><u>79,651</u></b>	<b><u>37,923</u></b>	<b><u>60,349</u></b>
<b><u>OTHER FINANCING SOURCES (USES)</u></b>				
Transfers In	-	-	-	-
Transfers Out	-	-	-	-
<b>TOTAL OTHER FINANCING SOURCES (USES)</b>	<b><u>-</u></b>	<b><u>-</u></b>	<b><u>-</u></b>	<b><u>-</u></b>
<b>NET CHANGE IN FUND BALANCES</b>	<b><u>(112,207)</u></b>	<b><u>79,651</u></b>	<b><u>37,923</u></b>	<b><u>60,349</u></b>
<b>FUND BALANCES, October 1, 2007</b>	<b><u>212,341</u></b>	<b><u>2,352,895</u></b>	<b><u>151,801</u></b>	<b><u>493,631</u></b>
<b>FUND BALANCES, September 30, 2008</b>	<b><u>\$ 100,134</u></b>	<b><u>\$ 2,432,546</u></b>	<b><u>\$ 189,724</u></b>	<b><u>\$ 553,980</u></b>

continued

**Putnam County, Florida**  
**Combining Statement of Revenues, Expenditures and Changes in Fund**  
**Balances – Nonmajor Governmental Funds**  
**For the Year Ended September 30, 2008**

	<u>Special Revenue Funds</u>			
	<u>Law enforce- ment Education</u>	<u>Miscell- aneous Grants</u>	<u>Interlachen Lakes Estates</u>	<u>Drivers Education</u>
<b>REVENUES</b>				
Taxes	\$ -	\$ -	\$ -	\$ -
Licenses and Permits	-	-	-	-
Intergovernmental Revenue	-	422,851	-	-
Charges For Services	-	-	-	-
Fines and Forfeitures	34,164	-	-	37,972
Miscellaneous Revenue	1,635	1,445	275,940	5,232
<b>TOTAL REVENUES</b>	<u>35,799</u>	<u>424,296</u>	<u>275,940</u>	<u>43,204</u>
<b>EXPENDITURES</b>				
Current:				
General Government Services	-	-	-	-
Public Safety	37,203	164,584	-	-
Physical Environment	-	-	-	-
Transportation	-	-	339,281	-
Economic Environment	-	-	-	-
Culture/Recreation	-	233,847	-	-
Court Related	-	-	-	-
Capital Outlay	-	-	-	-
Debt Service:				
Principal Retirement	-	-	-	-
Interest and Fiscal Charges	-	-	-	-
<b>TOTAL EXPENDITURES</b>	<u>37,203</u>	<u>398,431</u>	<u>339,281</u>	<u>-</u>
<b>EXCESS (DEFICIENCY) OF REVENUES OVER EXPENDITURES</b>	<u>(1,404)</u>	<u>25,865</u>	<u>(63,341)</u>	<u>43,204</u>
<b>OTHER FINANCING SOURCES (USES)</b>				
Transfers In	-	14,170	-	-
Transfers Out	-	-	-	-
<b>TOTAL OTHER FINANCING SOURCES (USES)</b>	<u>-</u>	<u>14,170</u>	<u>-</u>	<u>-</u>
<b>NET CHANGE IN FUND BALANCES</b>	<u>(1,404)</u>	<u>40,035</u>	<u>(63,341)</u>	<u>43,204</u>
<b>FUND BALANCES, October 1, 2007</b>	<u>62,961</u>	<u>40,927</u>	<u>295,419</u>	<u>186,103</u>
<b>FUND BALANCES, September 30, 2008</b>	<u>\$ 61,557</u>	<u>\$ 80,962</u>	<u>\$ 232,078</u>	<u>\$ 229,307</u>

continued

**Putnam County, Florida**  
**Combining Statement of Revenues, Expenditures and Changes in Fund**  
**Balances – Nonmajor Governmental Funds**  
**For the Year Ended September 30, 2008**

	Special Revenue Funds					
	SHIP	Hurricane Housing Assistance	Tourist Develop- ment	Communi- cation Improvement	West Putnam Municipal Services Benefit Unit	Sewage Utilities
<b>REVENUES</b>						
Taxes	\$ -	\$ -	\$ 177,193	\$ -	\$ 67	\$ -
Licenses and Permits	-	-	-	-	-	-
Intergovernmental Revenue	338,616	-	-	-	-	-
Charges For Services	-	-	-	30,052	-	40,513
Fines and Forfeitures	-	-	-	66,713	-	-
Miscellaneous Revenue	91,832	5,807	5,149	3,057	153,407	943
<b>TOTAL REVENUES</b>	<b>430,448</b>	<b>5,807</b>	<b>182,342</b>	<b>99,822</b>	<b>153,474</b>	<b>41,456</b>
<b>EXPENDITURES</b>						
Current:						
General Government Services	-	-	-	-	-	-
Public Safety	-	-	-	112,203	-	-
Physical Environment	-	-	-	-	-	85,593
Transportation	-	-	-	-	199,048	-
Economic Environment	1,075,900	92,787	183,532	-	-	-
Culture/Recreation	-	-	-	-	-	-
Court Related	-	-	-	-	-	-
Capital Outlay	-	-	-	-	-	-
Debt Service:						
Principal Retirement	-	-	-	73,733	-	-
Interest and Fiscal Charges	-	-	-	48,015	-	-
<b>TOTAL EXPENDITURES</b>	<b>1,075,900</b>	<b>92,787</b>	<b>183,532</b>	<b>233,951</b>	<b>199,048</b>	<b>85,593</b>
<b>EXCESS (DEFICIENCY) OF REVENUES OVER EXPENDITURES</b>	<b>(645,452)</b>	<b>(86,980)</b>	<b>(1,190)</b>	<b>(134,129)</b>	<b>(45,574)</b>	<b>(44,137)</b>
<b>OTHER FINANCING SOURCES (USES)</b>						
Transfers In	-	-	-	-	-	-
Transfers Out	-	-	-	-	-	-
<b>TOTAL OTHER FINANCING SOURCES (USES)</b>	<b>-</b>	<b>-</b>	<b>-</b>	<b>-</b>	<b>-</b>	<b>-</b>
<b>NET CHANGE IN FUND BALANCES</b>	<b>(645,452)</b>	<b>(86,980)</b>	<b>(1,190)</b>	<b>(134,129)</b>	<b>(45,574)</b>	<b>(44,137)</b>
<b>FUND BALANCES, October 1, 2007</b>	<b>1,697,943</b>	<b>248,762</b>	<b>192,881</b>	<b>12,676</b>	<b>357,456</b>	<b>65,433</b>
<b>FUND BALANCES, September 30, 2008</b>	<b>\$ 1,052,491</b>	<b>\$ 161,782</b>	<b>\$ 191,691</b>	<b>\$ (121,453)</b>	<b>\$ 311,882</b>	<b>\$ 21,296</b>

continued

**Putnam County, Florida**  
**Combining Statement of Revenues, Expenditures and Changes in Fund**  
**Balances – Nonmajor Governmental Funds**  
**For the Year Ended September 30, 2008**

	Special Revenue Funds					
	Water	MSBU	Economic	ILE Lake	Crime	Impact
	Utilities		Develop- ment	Access Trust	Prevention	Fee
<b>REVENUES</b>						
Taxes	\$ -	\$ -	\$ -	\$ -	\$ -	\$ -
Licenses and Permits	-	-	-	-	-	-
Intergovernmental Revenue	-	-	-	-	-	-
Charges For Services	31,448	-	-	-	-	-
Fines and Forfeitures	-	-	-	-	35,305	-
Miscellaneous Revenue	4,616	292,953	2,768	1,932	1,565	400,251
<b>TOTAL REVENUES</b>	<u>36,064</u>	<u>292,953</u>	<u>2,768</u>	<u>1,932</u>	<u>36,870</u>	<u>400,251</u>
<b>EXPENDITURES</b>						
Current:						
General Government Services	-	-	-	-	-	-
Public Safety	-	-	-	-	33,726	-
Physical Environment	18,493	-	-	-	-	-
Transportation	-	181,590	-	-	-	-
Economic Environment	-	-	164,496	-	-	-
Culture/Recreation	-	-	-	-	-	-
Court Related	-	-	-	-	-	-
Capital Outlay	-	-	-	-	-	-
Debt Service:						
Principal Retirement	-	-	37,218	-	-	-
Interest and Fiscal Charges	-	-	5,443	-	-	-
<b>TOTAL EXPENDITURES</b>	<u>18,493</u>	<u>181,590</u>	<u>207,157</u>	<u>-</u>	<u>33,726</u>	<u>-</u>
<b>EXCESS (DEFICIENCY) OF REVENUES OVER EXPENDITURES</b>	<u>17,571</u>	<u>111,363</u>	<u>(204,389)</u>	<u>1,932</u>	<u>3,144</u>	<u>400,251</u>
<b>OTHER FINANCING SOURCES (USES)</b>						
Transfers In	-	-	125,000	-	-	-
Transfers Out	-	-	-	-	-	-
<b>TOTAL OTHER FINANCING SOURCES (USES)</b>	<u>-</u>	<u>-</u>	<u>125,000</u>	<u>-</u>	<u>-</u>	<u>-</u>
<b>NET CHANGE IN FUND BALANCES</b>	<u>17,571</u>	<u>111,363</u>	<u>(79,389)</u>	<u>1,932</u>	<u>3,144</u>	<u>400,251</u>
<b>FUND BALANCES, October 1, 2007</b>	<u>172,330</u>	<u>262,915</u>	<u>126,285</u>	<u>72,075</u>	<u>54,365</u>	<u>176,697</u>
<b>FUND BALANCES, September 30, 2008</b>	<u>\$ 189,901</u>	<u>\$ 374,278</u>	<u>\$ 46,896</u>	<u>\$ 74,007</u>	<u>\$ 57,509</u>	<u>\$ 576,948</u>

continued

**Putnam County, Florida**  
**Combining Statement of Revenues, Expenditures and Changes in Fund**  
**Balances – Nonmajor Governmental Funds**  
**For the Year Ended September 30, 2008**

	Special Revenue Funds					
	Commis- sary	Federal Forfeiture	Records Moderni- zation	Article V Records Moderni- zation	Clerk of the Circuit Court	Court Fund
<b>REVENUES</b>						
Taxes	\$ -	\$ -	\$ -	\$ -	\$ -	\$ -
Licenses and Permits	-	-	-	-	-	-
Intergovernmental Revenue	-	-	-	-	192,248	328,915
Charges For Services	-	-	40,287	111,253	562,517	1,184,050
Fines and Forfeitures	-	107,948	-	-	-	423,634
Miscellaneous Revenue	172,786	140	4,501	9,805	56,467	6,799
<b>TOTAL REVENUES</b>	<b>172,786</b>	<b>108,088</b>	<b>44,788</b>	<b>121,058</b>	<b>811,232</b>	<b>1,943,398</b>
<b>EXPENDITURES</b>						
Current:						
General Government Services	-	-	-	-	1,802,039	-
Public Safety	209,851	89,953	-	-	-	-
Physical Environment	-	-	-	-	-	-
Transportation	-	-	-	-	-	-
Economic Environment	-	-	-	-	-	-
Culture/Recreation	-	-	-	-	-	-
Court Related	-	-	-	-	232,183	1,943,398
Capital Outlay	-	-	-	-	-	-
Debt Service:						
Principal Retirement	-	-	-	-	8,550	-
Interest and Fiscal Charges	-	-	-	-	980	-
<b>TOTAL EXPENDITURES</b>	<b>209,851</b>	<b>89,953</b>	<b>-</b>	<b>-</b>	<b>2,043,752</b>	<b>1,943,398</b>
<b>EXCESS (DEFICIENCY) OF REVENUES OVER EXPENDITURES</b>	<b>(37,065)</b>	<b>18,135</b>	<b>44,788</b>	<b>121,058</b>	<b>(1,232,520)</b>	<b>-</b>
<b>OTHER FINANCING SOURCES (USES)</b>						
Transfers In	-	-	-	-	1,403,522	-
Transfers Out	(46,664)	-	-	-	(171,002)	-
<b>TOTAL OTHER FINANCING SOURCES (USES)</b>	<b>(46,664)</b>	<b>-</b>	<b>-</b>	<b>-</b>	<b>1,232,520</b>	<b>-</b>
<b>NET CHANGE IN FUND BALANCES</b>	<b>(83,729)</b>	<b>18,135</b>	<b>44,788</b>	<b>121,058</b>	<b>-</b>	<b>-</b>
FUND BALANCES, October 1, 2007	224,888	13,853	177,552	448,626	-	-
<b>FUND BALANCES, September 30, 2008</b>	<b>\$141,159</b>	<b>\$ 31,988</b>	<b>\$222,340</b>	<b>\$569,684</b>	<b>\$ -</b>	<b>\$ -</b>

continued

**Putnam County, Florida**  
**Combining Statement of Revenues, Expenditures and Changes in Fund**  
**Balances – Nonmajor Governmental Funds**  
**For the Year Ended September 30, 2008**

	Special Revenue Funds				Debt Service Funds
	Supervisor of Elections	Supervisor of Elections Grants	Tax Collector	Property Appraiser	Future Capital Improvement Debt
<b>REVENUES</b>					
Taxes	\$ -	\$ -	\$ -	\$ -	\$ -
Licenses and Permits	-	-	-	-	-
Intergovernmental Revenue	-	8,110	-	26,754	-
Charges For Services	-	-	2,325,681	43,701	-
Fines and Forfeitures	-	-	-	-	-
Miscellaneous Revenue	5,457	191	35,380	1,651	1,162
<b>TOTAL REVENUES</b>	<b>5,457</b>	<b>8,301</b>	<b>2,361,061</b>	<b>72,106</b>	<b>1,162</b>
<b>EXPENDITURES</b>					
Current:					
General Government Services	796,389	8,325	1,713,040	1,501,821	-
Public Safety	-	-	-	-	-
Physical Environment	-	-	-	-	-
Transportation	-	-	-	-	-
Economic Environment	-	-	-	-	-
Culture/Recreation	-	-	-	-	-
Court Related	-	-	-	-	-
Capital Outlay	-	-	-	-	-
Debt Service:					
Principal Retirement	-	-	-	-	-
Interest and Fiscal Charges	-	-	-	-	-
<b>TOTAL EXPENDITURES</b>	<b>796,389</b>	<b>8,325</b>	<b>1,713,040</b>	<b>1,501,821</b>	<b>-</b>
<b>EXCESS (DEFICIENCY) OF REVENUES OVER EXPENDITURES</b>	<b>(790,932)</b>	<b>(24)</b>	<b>648,021</b>	<b>(1,429,715)</b>	<b>1,162</b>
<b>OTHER FINANCING SOURCES (USES)</b>					
Transfers In	1,064,219	-	-	1,535,097	-
Transfers Out	(180,980)	-	(648,021)	(105,382)	-
<b>TOTAL OTHER FINANCING SOURCES (USES)</b>	<b>883,239</b>	<b>-</b>	<b>(648,021)</b>	<b>1,429,715</b>	<b>-</b>
<b>NET CHANGE IN FUND BALANCES</b>	<b>92,307</b>	<b>(24)</b>	<b>-</b>	<b>-</b>	<b>1,162</b>
FUND BALANCES, October 1, 2007	-	113,893	-	-	40,193
<b>FUND BALANCES, September 30, 2008</b>	<b>\$ 92,307</b>	<b>\$ 113,869</b>	<b>\$ -</b>	<b>\$ -</b>	<b>\$ 41,355</b>

continued

**Putnam County, Florida**  
**Combining Statement of Revenues, Expenditures and Changes in Fund**  
**Balances – Nonmajor Governmental Funds**  
**For the Year Ended September 30, 2008**

	Debt Service Funds	Capital Project Funds		Total Nonmajor Governmental Funds
	MSBU Loan	Capital Projects	Road Projects	
<b>REVENUES</b>				
Taxes	\$ -	\$ -	\$ -	\$ 4,601,171
Licenses and Permits	-	-	-	50,047
Intergovernmental Revenue	-	648,136	1,010,389	6,706,806
Charges For Services	-	-	-	5,028,403
Fines and Forfeitures	-	-	-	733,275
Miscellaneous Revenue	201,536	733	2,047	2,089,090
<b>TOTAL REVENUES</b>	<b>201,536</b>	<b>648,869</b>	<b>1,012,436</b>	<b>19,208,792</b>
<b>EXPENDITURES</b>				
Current:				
General Government Services	-	-	-	5,821,614
Public Safety	-	-	-	3,476,330
Physical Environment	-	-	-	134,408
Transportation	-	-	-	6,438,608
Economic Environment	-	-	-	1,516,715
Culture/Recreation	-	-	-	233,847
Court Related	-	-	-	2,418,396
Capital Outlay	-	654,502	956,019	1,610,521
Debt Service:				
Principal Retirement	254,664	-	-	439,750
Interest and Fiscal Charges	103,299	-	-	163,880
<b>TOTAL EXPENDITURES</b>	<b>357,963</b>	<b>654,502</b>	<b>956,019</b>	<b>22,254,069</b>
<b>EXCESS (DEFICIENCY) OF REVENUES OVER EXPENDITURES</b>	<b>(156,427)</b>	<b>(5,633)</b>	<b>56,417</b>	<b>(3,045,277)</b>
<b>OTHER FINANCING SOURCES (USES)</b>				
Transfers In	-	150,000	-	4,699,161
Transfers Out	-	-	-	(1,216,058)
<b>TOTAL OTHER FINANCING SOURCES (USES)</b>	<b>-</b>	<b>150,000</b>	<b>-</b>	<b>3,483,103</b>
<b>NET CHANGE IN FUND BALANCES</b>	<b>(156,427)</b>	<b>144,367</b>	<b>56,417</b>	<b>437,826</b>
FUND BALANCES, October 1, 2007	541,619	83,024	(166,235)	13,970,727
<b>FUND BALANCES, September 30, 2008</b>	<b>\$ 385,192</b>	<b>\$ 227,391</b>	<b>\$ (109,818)</b>	<b>\$ 14,408,553</b>

concluded



**Putnam County, Florida**  
**Schedule of Revenues, Expenditures and Changes in Fund Balances**  
**Budget and Actual – County Transportation Trust Fund**  
**For the Year Ended September 30, 2008**

	<u>Budgeted Amounts</u>		<u>Actual</u>	<u>Variance With Final Budget</u>
	<u>Original</u>	<u>Final</u>		
<u>REVENUES</u>				
Taxes	\$ 1,965,198	\$ 1,965,198	\$ 1,739,293	\$ (225,905)
Licenses and Permits	500	500	2,700	2,200
Intergovernmental Revenue	3,834,394	3,834,394	3,610,395	(223,999)
Miscellaneous Revenue	41,000	41,000	116,564	75,564
<b>TOTAL REVENUES</b>	<u>5,841,092</u>	<u>5,841,092</u>	<u>5,468,952</u>	<u>(372,140)</u>
<u>EXPENDITURES</u>				
Current:				
Transportation	6,983,055	6,983,055	5,718,689	1,264,366
Debt Service:				
Principal Retirement	-	-	65,585	(65,585)
Interest and Fiscal Charges	-	-	6,143	(6,143)
<b>TOTAL EXPENDITURES</b>	<u>6,983,055</u>	<u>6,983,055</u>	<u>5,790,417</u>	<u>1,192,638</u>
<b>EXCESS (DEFICIENCY) OF REVENUES OVER EXPENDITURES</b>	<u>(1,141,963)</u>	<u>(1,141,963)</u>	<u>(321,465)</u>	<u>820,498</u>
<u>OTHER FINANCING SOURCES (USES)</u>				
Transfers In	375,000	375,000	392,239	17,239
Transfers Out	(33,000)	(33,000)	(33,000)	-
<b>TOTAL OTHER FINANCING SOURCES (USES)</b>	<u>342,000</u>	<u>342,000</u>	<u>359,239</u>	<u>17,239</u>
<b>NET CHANGE IN FUND BALANCES</b>	(799,963)	(799,963)	37,774	837,737
<b>FUND BALANCES, October 1, 2007</b>	<u>799,963</u>	<u>799,963</u>	<u>1,829,370</u>	<u>1,029,407</u>
<b>FUND BALANCES, September 30, 2008</b>	<u>\$ -</u>	<u>\$ -</u>	<u>\$ 1,867,144</u>	<u>\$ 1,867,144</u>

**Putnam County, Florida**  
**Schedule of Revenues, Expenditures and Changes in Fund Balances**  
**Budget and Actual – Fishing Improvement Fund**  
**For the Year Ended September 30, 2008**

	<u>Budgeted Amounts</u>		<u>Actual</u>	<u>Variance With Final Budget</u>
	<u>Original</u>	<u>Final</u>		
<b><u>REVENUES</u></b>				
Licenses and Permits	\$ 54,500	\$ 54,500	\$ 47,347	\$ (7,153)
Intergovernmental Revenue	50,000	50,000	-	(50,000)
Miscellaneous Revenue	10,000	10,000	9,400	(600)
<b>TOTAL REVENUES</b>	<u>114,500</u>	<u>114,500</u>	<u>56,747</u>	<u>(57,753)</u>
<b><u>EXPENDITURES</u></b>				
Current:				
Physical Environment	129,500	129,500	30,322	99,178
Reserve For Contingencies	60,000	60,000	-	60,000
<b>TOTAL EXPENDITURES</b>	<u>189,500</u>	<u>189,500</u>	<u>30,322</u>	<u>159,178</u>
<b>EXCESS (DEFICIENCY) OF REVENUES OVER EXPENDITURES</b>	(75,000)	(75,000)	26,425	101,425
<b>FUND BALANCES, October 1, 2007</b>	<u>75,000</u>	<u>75,000</u>	<u>348,950</u>	<u>273,950</u>
<b>FUND BALANCES, September 30, 2008</b>	<u><u>\$ -</u></u>	<u><u>\$ -</u></u>	<u><u>\$ 375,375</u></u>	<u><u>\$ 375,375</u></u>

**Putnam County, Florida**  
**Schedule of Revenues, Expenditures and Changes in Fund Balances**  
**Budget and Actual – Fire Taxing Unit Fund**  
**For the Year Ended September 30, 2008**

	<u>Budgeted Amounts</u>		<u>Actual</u>	<u>Variance With Final Budget</u>
	<u>Original</u>	<u>Final</u>		
<b>REVENUES</b>				
Taxes	\$ 2,643,419	\$ 2,643,419	\$ 2,684,618	\$ 41,199
Miscellaneous Revenue	110,000	110,000	124,941	14,941
<b>TOTAL REVENUES</b>	<u>2,753,419</u>	<u>2,753,419</u>	<u>2,809,559</u>	<u>56,140</u>
<b>EXPENDITURES</b>				
Current:				
Public Safety	4,254,298	4,254,298	2,258,018	1,996,280
Reserve For Contingencies	238,882	238,882	-	238,882
<b>TOTAL EXPENDITURES</b>	<u>4,493,180</u>	<u>4,493,180</u>	<u>2,258,018</u>	<u>2,235,162</u>
<b>EXCESS (DEFICIENCY) OF REVENUES OVER EXPENDITURES</b>	<u>(1,739,761)</u>	<u>(1,739,761)</u>	<u>551,541</u>	<u>2,291,302</u>
<b>OTHER FINANCING SOURCES (USES)</b>				
Transfers In	2,500	2,500	14,914	12,414
Transfers Out	(31,009)	(31,009)	(31,009)	-
<b>TOTAL OTHER FINANCING SOURCES (USES)</b>	<u>(28,509)</u>	<u>(28,509)</u>	<u>(16,095)</u>	<u>12,414</u>
<b>NET CHANGE IN FUND BALANCES</b>	<u>(1,768,270)</u>	<u>(1,768,270)</u>	<u>535,446</u>	<u>2,303,716</u>
<b>FUND BALANCES, October 1, 2007</b>	<u>1,768,270</u>	<u>1,768,270</u>	<u>3,070,878</u>	<u>1,302,608</u>
<b>FUND BALANCES, September 30, 2008</b>	<u>\$ -</u>	<u>\$ -</u>	<u>\$ 3,606,324</u>	<u>\$ 3,606,324</u>

**Putnam County, Florida**  
**Schedule of Revenues, Expenditures and Changes in Fund Balances**  
**Budget and Actual – Law Enforcement Trust Fund**  
**For the Year Ended September 30, 2008**

	<u>Budgeted Amounts</u>		<u>Actual</u>	<u>Variance With Final Budget</u>
	<u>Original</u>	<u>Final</u>		
<u>REVENUES</u>				
Intergovernmental Revenue	\$ 15,000	\$ 15,000	\$ 27,539	\$ 12,539
Miscellaneous Revenue	5,000	5,000	544	(4,456)
<b>TOTAL REVENUES</b>	<u>20,000</u>	<u>20,000</u>	<u>28,083</u>	<u>8,083</u>
<u>EXPENDITURES</u>				
Current:				
Public Safety	50,000	50,000	9,576	40,424
Reserve for Contingencies	10,000	10,000	-	10,000
<b>TOTAL EXPENDITURES</b>	<u>60,000</u>	<u>60,000</u>	<u>9,576</u>	<u>50,424</u>
<b>EXCESS (DEFICIENCY) OF REVENUES OVER EXPENDITURES</b>	(40,000)	(40,000)	18,507	58,507
<b>FUND BALANCES, October 1, 2007</b>	<u>40,000</u>	<u>40,000</u>	<u>8,220</u>	<u>(31,780)</u>
<b>FUND BALANCES, September 30, 2008</b>	<u>\$ -</u>	<u>\$ -</u>	<u>\$ 26,727</u>	<u>\$ 26,727</u>

**Putnam County, Florida**  
**Schedule of Revenues, Expenditures and Changes in Fund Balances**  
**Budget and Actual – E911 System Fund**  
**For the Year Ended September 30, 2008**

	<u>Budgeted Amounts</u>		<u>Actual</u>	<u>Variance With Final Budget</u>
	<u>Original</u>	<u>Final</u>		
<u>REVENUES</u>				
Intergovernmental Revenue	\$ -	\$ 139,745	\$ 120,392	\$ (19,353)
Charges for Services	340,000	340,000	324,097	(15,903)
Miscellaneous Revenue	500	500	4,520	4,020
<b>TOTAL REVENUES</b>	<b>340,500</b>	<b>480,245</b>	<b>449,009</b>	<b>(31,236)</b>
<u>EXPENDITURES</u>				
Current:				
Public Safety	503,356	643,101	561,216	81,885
<b>EXCESS (DEFICIENCY) OF REVENUES OVER EXPENDITURES</b>	<b>(162,856)</b>	<b>(162,856)</b>	<b>(112,207)</b>	<b>50,649</b>
FUND BALANCES, October 1, 2007	162,856	162,856	212,341	49,485
FUND BALANCES, September 30, 2008	<u>\$ -</u>	<u>\$ -</u>	<u>\$ 100,134</u>	<u>\$ 100,134</u>

**Putnam County, Florida**  
**Schedule of Revenues, Expenditures and Changes in Fund Balances**  
**Budget and Actual – Court Improvement Fund**  
**For the Year Ended September 30, 2008**

	<u>Budgeted Amounts</u>		<u>Actual</u>	<u>Variance With Final Budget</u>
	<u>Original</u>	<u>Final</u>		
<u>REVENUES</u>				
Intergovernmental Revenue	\$ 500,000	\$ 500,000	\$ -	\$ (500,000)
Charges for Services	150,000	150,000	120,533	(29,467)
Miscellaneous Revenue	80,000	80,000	67,061	(12,939)
<b>TOTAL REVENUES</b>	<b>730,000</b>	<b>730,000</b>	<b>187,594</b>	<b>(542,406)</b>
<u>EXPENDITURES</u>				
Current:				
Court Related	1,080,000	1,080,000	107,943	972,057
<b>EXCESS (DEFICIENCY) OF REVENUES OVER EXPENDITURES</b>	<b>(350,000)</b>	<b>(350,000)</b>	<b>79,651</b>	<b>429,651</b>
FUND BALANCES, October 1, 2007	350,000	350,000	2,352,895	2,002,895
FUND BALANCES, September 30, 2008	\$ -	\$ -	\$ 2,432,546	\$ 2,432,546

**Putnam County, Florida**  
**Schedule of Revenues, Expenditures and Changes in Fund Balances**  
**Budget and Actual – Article V Fund**  
**For the Year Ended September 30, 2008**

	<u>Budgeted Amounts</u>		<u>Actual</u>	<u>Variance With Final Budget</u>
	<u>Original</u>	<u>Final</u>		
<u>REVENUES</u>				
Charges for Services	\$ 107,500	\$ 107,500	\$ 96,079	\$ (11,421)
Miscellaneous Revenue	650	650	5,352	4,702
<b>TOTAL REVENUES</b>	<b>108,150</b>	<b>108,150</b>	<b>101,431</b>	<b>(6,719)</b>
<u>EXPENDITURES</u>				
Current:				
Court Related	132,400	132,400	63,508	68,892
<b>EXCESS (DEFICIENCY) OF REVENUES OVER EXPENDITURES</b>	<b>(24,250)</b>	<b>(24,250)</b>	<b>37,923</b>	<b>62,173</b>
FUND BALANCES, October 1, 2007	24,250	24,250	151,801	127,551
FUND BALANCES, September 30, 2008	<u>\$ -</u>	<u>\$ -</u>	<u>\$ 189,724</u>	<u>\$ 189,724</u>

**Putnam County, Florida**  
**Schedule of Revenues, Expenditures and Changes in Fund Balances**  
**Budget and Actual - Court Technology Fund**  
**For the Year Ended September 30, 2008**

	<u>Budgeted Amounts</u>		<u>Actual</u>	<u>Variance With Final Budget</u>
	<u>Original</u>	<u>Final</u>		
<u>REVENUES</u>				
Charges for Services	\$ 160,000	\$ 160,000	\$ 118,192	\$ (41,808)
Miscellaneous Revenue	<u>15,000</u>	<u>15,000</u>	<u>13,521</u>	<u>(1,479)</u>
TOTAL REVENUES	175,000	175,000	131,713	(43,287)
<u>EXPENDITURES</u>				
Current:				
Court Related	<u>271,183</u>	<u>271,183</u>	<u>71,364</u>	<u>199,819</u>
EXCESS (DEFICIENCY) OF REVENUES OVER EXPENDITURES	(96,183)	(96,183)	60,349	156,532
FUND BALANCES, October 1, 2007	<u>96,183</u>	<u>96,183</u>	<u>493,631</u>	<u>493,631</u>
FUND BALANCES, September 30, 2008	<u>\$ -</u>	<u>\$ -</u>	<u>\$ 553,980</u>	<u>\$ 553,980</u>



**Putnam County, Florida**  
**Schedule of Revenues, Expenditures and Changes in Fund Balances**  
**Budget and Actual - Law Enforcement Education Fund**  
**For the Year Ended September 30, 2008**

	<u>Budgeted Amounts</u>		<u>Actual</u>	<u>Variance With Final Budget</u>
	<u>Original</u>	<u>Final</u>		
<u>REVENUES</u>				
Fines and Forfeitures	\$ 43,500	\$ 43,500	\$ 34,164	\$ (9,336)
Miscellaneous Revenue	1,000	1,000	1,635	635
TOTAL REVENUES	44,500	44,500	35,799	(8,701)
<u>EXPENDITURES</u>				
Current:				
Public Safety	60,000	60,000	37,203	22,797
EXCESS (DEFICIENCY) OF REVENUES OVER EXPENDITURES	(15,500)	(15,500)	(1,404)	14,096
FUND BALANCES, October 1, 2007	15,500	15,500	62,961	47,461
FUND BALANCES, September 30, 2008	<u>\$ -</u>	<u>\$ -</u>	<u>\$ 61,557</u>	<u>\$ 61,557</u>

**Putnam County, Florida**  
**Schedule of Revenues, Expenditures and Changes in Fund Balances**  
**Budget and Actual – Miscellaneous Grants Fund**  
**For the Year Ended September 30, 2008**

	<u>Budgeted Amounts</u>		<u>Actual</u>	<u>Variance With Final Budget</u>
	<u>Original</u>	<u>Final</u>		
<u>REVENUES</u>				
Intergovernmental Revenue	\$ 486,449	\$ 549,076	\$ 422,851	\$ (126,225)
Miscellaneous Revenue	4,750	4,750	1,445	(3,305)
<b>TOTAL REVENUES</b>	<u>491,199</u>	<u>553,826</u>	<u>424,296</u>	<u>(129,530)</u>
<u>EXPENDITURES</u>				
Current:				
Public Safety	313,991	390,788	164,584	226,204
Culture/Recreation	289,333	289,333	233,847	55,486
Reserve for Contingencies	3,500	3,500	-	3,500
<b>TOTAL EXPENDITURES</b>	<u>606,824</u>	<u>683,621</u>	<u>398,431</u>	<u>285,190</u>
<b>EXCESS (DEFICIENCY) OF REVENUES OVER EXPENDITURES</b>	(115,625)	(129,795)	25,865	155,660
<u>OTHER FINANCING SOURCES</u>				
Transfers In	18,000	32,170	14,170	(18,000)
<b>NET CHANGE IN FUND BALANCES</b>	(97,625)	(97,625)	40,035	137,660
<b>FUND BALANCES, October 1, 2007</b>	<u>97,625</u>	<u>97,625</u>	<u>40,927</u>	<u>(56,698)</u>
<b>FUND BALANCES, September 30, 2008</b>	<u>\$ -</u>	<u>\$ -</u>	<u>\$ 80,962</u>	<u>\$ 80,962</u>

**Putnam County, Florida**  
**Schedule of Revenues, Expenditures and Changes in Fund Balances**  
**Budget and Actual – Interlachen Lakes Estates Fund**  
**For the Year Ended September 30, 2008**

	<u>Budgeted Amounts</u>		<u>Actual</u>	<u>Variance With Final Budget</u>
	<u>Original</u>	<u>Final</u>		
<b><u>REVENUES</u></b>				
Miscellaneous Revenue	\$ 286,500	\$ 286,500	\$ 275,940	\$ (10,560)
<b><u>EXPENDITURES</u></b>				
Current:				
Transportation	402,308	402,308	339,281	63,027
Reserve for Contingencies	15,000	15,000	-	15,000
<b>TOTAL EXPENDITURES</b>	<b>417,308</b>	<b>417,308</b>	<b>339,281</b>	<b>78,027</b>
<b>EXCESS (DEFICIENCY) OF REVENUES OVER EXPENDITURES</b>	<b>(130,808)</b>	<b>(130,808)</b>	<b>(63,341)</b>	<b>67,467</b>
<b>FUND BALANCES, October 1, 2007</b>	<b>130,808</b>	<b>130,808</b>	<b>295,419</b>	<b>164,611</b>
<b>FUND BALANCES, September 30, 2008</b>	<b>\$ -</b>	<b>\$ -</b>	<b>\$ 232,078</b>	<b>\$ 232,078</b>

**Putnam County, Florida**  
**Schedule of Revenues, Expenditures and Changes in Fund Balances**  
**Budget and Actual – Drivers Education Fund**  
**For the Year Ended September 30, 2008**

	<u>Budgeted Amounts</u>		<u>Actual</u>	<u>Variance With Final Budget</u>
	<u>Original</u>	<u>Final</u>		
<b><u>REVENUES</u></b>				
Fines and Forfeitures	\$ 35,000	\$ 35,000	\$ 37,972	\$ 2,972
Miscellaneous Revenue	5,000	5,000	5,232	232
<b>TOTAL REVENUES</b>	<b>40,000</b>	<b>40,000</b>	<b>43,204</b>	<b>3,204</b>
<b><u>EXPENDITURES</u></b>				
Current:				
Public Safety	50,000	50,000	-	50,000
<b>EXCESS (DEFICIENCY) OF REVENUES OVER EXPENDITURES</b>	<b>(10,000)</b>	<b>(10,000)</b>	<b>43,204</b>	<b>53,204</b>
FUND BALANCES, October 1, 2007	10,000	10,000	186,103	176,103
FUND BALANCES, September 30, 2008	<u>\$ -</u>	<u>\$ -</u>	<u>\$ 229,307</u>	<u>\$ 229,307</u>

**Putnam County, Florida**  
**Schedule of Revenues, Expenditures and Changes in Fund Balances**  
**Budget and Actual – SHIP Fund**  
**For the Year Ended September 30, 2008**

	<u>Budgeted Amounts</u>		<u>Actual</u>	<u>Variance With Final Budget</u>
	<u>Original</u>	<u>Final</u>		
<u>REVENUES</u>				
Intergovernmental Revenue	\$ 684,950	\$ 684,950	\$ 338,616	\$ (346,334)
Miscellaneous Revenue	83,000	83,000	91,832	8,832
<b>TOTAL REVENUES</b>	<u>767,950</u>	<u>767,950</u>	<u>430,448</u>	<u>(337,502)</u>
<u>EXPENDITURES</u>				
Current:				
Economic Environment	1,050,000	1,050,000	1,075,900	(25,900)
Reserve for Contingencies	67,950	67,950	-	67,950
<b>TOTAL EXPENDITURES</b>	<u>1,117,950</u>	<u>1,117,950</u>	<u>1,075,900</u>	<u>42,050</u>
<b>EXCESS OF REVENUES UNDER EXPENDITURES</b>	(350,000)	(350,000)	(645,452)	(295,452)
<b>FUND BALANCES, October 1, 2007</b>	<u>350,000</u>	<u>350,000</u>	<u>1,697,943</u>	<u>1,347,943</u>
<b>FUND BALANCES, September 30, 2008</b>	<u>\$ -</u>	<u>\$ -</u>	<u>\$ 1,052,491</u>	<u>\$ 1,052,491</u>

**Putnam County, Florida**  
**Schedule of Revenues, Expenditures and Changes in Fund Balances**  
**Budget and Actual - Hurricane Housing Assistance Fund**  
**For the Year Ended September 30, 2008**

	<u>Budgeted Amounts</u>		<u>Actual</u>	<u>Variance With Final Budget</u>
	<u>Original</u>	<u>Final</u>		
<u>REVENUES</u>				
Miscellaneous Revenue	\$ 10,000	\$ 10,000	\$ 5,807	\$ (4,193)
 <u>EXPENDITURES</u>				
Current:				
Economic Environment	<u>510,000</u>	<u>510,000</u>	<u>92,787</u>	<u>417,213</u>
EXCESS (DEFICIENCY) OF REVENUES OVER EXPENDITURES	(500,000)	(500,000)	(86,980)	413,020
FUND BALANCES, October 1, 2007	<u>500,000</u>	<u>500,000</u>	<u>248,762</u>	<u>(251,238)</u>
FUND BALANCES, September 30, 2008	<u>\$ -</u>	<u>\$ -</u>	<u>\$ 161,782</u>	<u>\$ 161,782</u>

**Putnam County, Florida**  
**Schedule of Revenues, Expenditures and Changes in Fund Balances**  
**Budget and Actual – Tourist Development Fund**  
**For the Year Ended September 30, 2008**

	<u>Budgeted Amounts</u>		<u>Actual</u>	<u>Variance With Final Budget</u>
	<u>Original</u>	<u>Final</u>		
<u>REVENUES</u>				
Taxes	\$ 95,000	\$ 95,000	\$ 177,193	\$ 82,193
Miscellaneous Revenue	4,000	4,000	5,149	1,149
<b>TOTAL REVENUES</b>	<u>99,000</u>	<u>99,000</u>	<u>182,342</u>	<u>83,342</u>
<u>EXPENDITURES</u>				
Current:				
Economic Environment	146,000	146,000	183,532	(37,532)
Reserve for Contingencies	25,000	25,000	-	25,000
<b>TOTAL EXPENDITURES</b>	<u>171,000</u>	<u>171,000</u>	<u>183,532</u>	<u>(12,532)</u>
<b>EXCESS (DEFICIENCY) OF REVENUES OVER EXPENDITURES</b>	(72,000)	(72,000)	(1,190)	70,810
<b>FUND BALANCES, October 1, 2007</b>	<u>72,000</u>	<u>72,000</u>	<u>192,881</u>	<u>120,881</u>
<b>FUND BALANCES, September 30, 2008</b>	<u>\$ -</u>	<u>\$ -</u>	<u>\$ 191,691</u>	<u>\$ 191,691</u>

**Putnam County, Florida**  
**Schedule of Revenues, Expenditures and Changes in Fund Balances**  
**Budget and Actual – Communication Improvement Fund**  
**For the Year Ended September 30, 2008**

	<u>Budgeted Amounts</u>		<u>Actual</u>	<u>Variance With Final Budget</u>
	<u>Original</u>	<u>Final</u>		
<b>REVENUES</b>				
Charges for Services	\$ 24,000	\$ 24,000	\$ 30,052	\$ 6,052
Fines and Forfeitures	100,000	100,000	66,713	(33,287)
Miscellaneous Revenue	12,500	12,500	3,057	(9,443)
<b>TOTAL REVENUES</b>	<u>136,500</u>	<u>136,500</u>	<u>99,822</u>	<u>(36,678)</u>
<b>EXPENDITURES</b>				
Current:				
Public Safety	180,500	180,500	112,203	68,297
Reserve for Contingencies	20,977	20,977	-	20,977
Debt Service				
Principal	73,733	73,733	73,733	-
Interest and Fiscal Changes	46,290	46,290	48,015	(1,725)
<b>TOTAL EXPENDITURES</b>	<u>321,500</u>	<u>321,500</u>	<u>233,951</u>	<u>87,549</u>
<b>EXCESS (DEFICIENCY) OF REVENUES UNDER EXPENDITURES</b>	(185,000)	(185,000)	(134,129)	50,871
<b>FUND BALANCES, October 1, 2007</b>	<u>185,000</u>	<u>185,000</u>	<u>12,676</u>	<u>(172,324)</u>
<b>FUND BALANCES, September 30, 2008</b>	<u>\$ -</u>	<u>\$ -</u>	<u>\$ (121,453)</u>	<u>\$ (121,453)</u>



**Putnam County, Florida**  
**Schedule of Revenues, Expenditures and Changes in Fund Balances**  
**Budget and Actual – West Putnam Municipal Services Benefit Unit Fund**  
**For the Year Ended September 30, 2008**

	<u>Budgeted Amounts</u>		<u>Actual</u>	<u>Variance With Final Budget</u>
	<u>Original</u>	<u>Final</u>		
<b><u>REVENUES</u></b>				
Taxes	\$ 500	\$ 500	\$ 67	\$ (433)
Miscellaneous Revenue	181,000	181,000	153,407	(27,593)
<b>TOTAL REVENUES</b>	<b>181,500</b>	<b>181,500</b>	<b>153,474</b>	<b>(28,026)</b>
<b><u>EXPENDITURES</u></b>				
Current:				
Transportation	309,270	309,270	199,048	110,222
Reserve for Contingencies	20,000	20,000	-	20,000
<b>TOTAL EXPENDITURES</b>	<b>329,270</b>	<b>329,270</b>	<b>199,048</b>	<b>130,222</b>
<b>EXCESS (DEFICIENCY) OF REVENUES OVER EXPENDITURES</b>	<b>(147,770)</b>	<b>(147,770)</b>	<b>(45,574)</b>	<b>102,196</b>
<b>FUND BALANCES, October 1, 2007</b>	<b>147,770</b>	<b>147,770</b>	<b>357,456</b>	<b>209,686</b>
<b>FUND BALANCES, September 30, 2008</b>	<b>\$ -</b>	<b>\$ -</b>	<b>\$ 311,882</b>	<b>\$ 311,882</b>

**Putnam County, Florida**  
**Schedule of Revenues, Expenditures and Changes in Fund Balances**  
**Budget and Actual – Sewage Utilities Fund**  
**For the Year Ended September 30, 2008**

	<u>Budgeted Amounts</u>		<u>Actual</u>	<u>Variance With Final Budget</u>
	<u>Original</u>	<u>Final</u>		
<u>REVENUES</u>				
Charges for Services	\$ 43,650	\$ 43,650	\$ 40,513	\$ (3,137)
Miscellaneous Revenue	2,000	2,000	943	(1,057)
<b>TOTAL REVENUES</b>	<u>45,650</u>	<u>45,650</u>	<u>41,456</u>	<u>(4,194)</u>
<u>EXPENDITURES</u>				
Current:				
Physical Environment	52,640	52,640	85,593	(32,953)
Reserve for Contingencies	1,180	1,180	-	1,180
<b>TOTAL EXPENDITURES</b>	<u>53,820</u>	<u>53,820</u>	<u>85,593</u>	<u>(31,773)</u>
<b>EXCESS OF REVENUES UNDER EXPENDITURES</b>	(8,170)	(8,170)	(44,137)	(35,967)
<b>FUND BALANCES, October 1, 2007</b>	<u>8,170</u>	<u>8,170</u>	<u>65,433</u>	<u>57,263</u>
<b>FUND BALANCES, September 30, 2008</b>	<u>\$ -</u>	<u>\$ -</u>	<u>\$ 21,296</u>	<u>\$ 21,296</u>

**Putnam County, Florida**  
**Schedule of Revenues, Expenditures and Changes in Fund Balances**  
**Budget and Actual – Water Utilities Fund**  
**For the Year Ended September 30, 2008**

	<u>Budgeted Amounts</u>		<u>Actual</u>	<u>Variance With Final Budget</u>
	<u>Original</u>	<u>Final</u>		
<u>REVENUES</u>				
Charges for Services	\$ 31,000	\$ 31,000	\$ 31,448	\$ 448
Miscellaneous Revenue	6,000	6,000	4,616	(1,384)
<b>TOTAL REVENUES</b>	<u>37,000</u>	<u>37,000</u>	<u>36,064</u>	<u>(936)</u>
<u>EXPENDITURES</u>				
Current:				
Physical Environment	33,000	33,000	18,493	14,507
Reserve for Contingencies	4,000	4,000	-	4,000
<b>TOTAL EXPENDITURES</b>	<u>37,000</u>	<u>37,000</u>	<u>18,493</u>	<u>18,507</u>
<b>EXCESS (DEFICIENCY) OF REVENUES OVER EXPENDITURES</b>	-	-	17,571	17,571
FUND BALANCES, October 1, 2007	-	-	172,330	172,330
FUND BALANCES, September 30, 2008	<u>\$ -</u>	<u>\$ -</u>	<u>\$ 189,901</u>	<u>\$ 189,901</u>

**Putnam County, Florida**  
**Schedule of Revenues, Expenditures and Changes in Fund Balances**  
**Budget and Actual – MSBU Fund**  
**For the Year Ended September 30, 2008**

	<u>Budgeted Amounts</u>		<u>Actual</u>	<u>Variance With Final Budget</u>
	<u>Original</u>	<u>Final</u>		
<u>REVENUES</u>				
Miscellaneous Revenue	\$ 324,300	\$ 324,300	\$ 292,953	\$ (31,347)
<u>EXPENDITURES</u>				
Current:				
Transportation	524,350	524,350	-	524,350
Reserve for Contingencies	30,000	30,000	181,590	(151,590)
TOTAL EXPENDITURES	554,350	554,350	181,590	372,760
EXCESS (DEFICIENCY) OF REVENUES OVER EXPENDITURES	(230,050)	(230,050)	111,363	341,413
FUND BALANCES, October 1, 2007	230,050	230,050	262,915	32,865
FUND BALANCES, September 30, 2008	<u>\$ -</u>	<u>\$ -</u>	<u>\$ 374,278</u>	<u>\$ 374,278</u>

**Putnam County, Florida**  
**Schedule of Revenues, Expenditures and Changes in Fund Balances**  
**Budget and Actual – Economic Development Fund**  
**For the Year Ended September 30, 2008**

	<u>Budgeted Amounts</u>		<u>Actual</u>	<u>Variance With Final Budget</u>
	<u>Original</u>	<u>Final</u>		
<u>REVENUES</u>				
Miscellaneous Revenue	\$ 5,000	\$ 5,000	\$ 2,768	\$ (2,232)
<u>EXPENDITURES</u>				
Current:				
Transportation	22,500	22,500	-	22,500
Economic Environment	193,300	193,300	164,496	28,804
Reserve For Contingencies	31,500	31,500	-	31,500
Debt Service:				
Principal	37,218	37,218	37,218	-
Interest and Fiscal Charges	5,443	5,443	5,443	-
TOTAL EXPENDITURES	<u>289,961</u>	<u>289,961</u>	<u>207,157</u>	<u>82,804</u>
EXCESS (DEFICIENCY) OF REVENUES UNDER EXPENDITURES	(284,961)	(284,961)	(204,389)	80,572
<u>OTHER FINANCING SOURCES</u>				
Transfers In	<u>125,000</u>	<u>125,000</u>	<u>125,000</u>	<u>-</u>
NET CHANGE IN FUND BALANCES	(159,961)	(159,961)	(79,389)	80,572
FUND BALANCES, October 1, 2007	<u>159,961</u>	<u>159,961</u>	<u>126,285</u>	<u>(33,676)</u>
FUND BALANCES, September 30, 2008	<u>\$ -</u>	<u>\$ -</u>	<u>\$ 46,896</u>	<u>\$ 46,896</u>

**Putnam County, Florida**  
**Schedule of Revenues, Expenditures and Changes in Fund Balances**  
**Budget and Actual – ILE Lake Access Trust Fund**  
**For the Year Ended September 30, 2008**

	<u>Budgeted Amounts</u>		<u>Actual</u>	<u>Variance With Final Budget</u>
	<u>Original</u>	<u>Final</u>		
<u>REVENUES</u>				
Miscellaneous Revenue	\$ 3,500	\$ 3,500	\$ 1,932	\$ (1,568)
<u>EXPENDITURES</u>				
Current:				
Culture/Recreation	65,642	65,642	-	65,642
Reserve for Contingencies	6,000	6,000	-	6,000
TOTAL EXPENDITURES	71,642	71,642	-	71,642
EXCESS (DEFICIENCY) OF REVENUES OVER EXPENDITURES	(68,142)	(68,142)	1,932	70,074
FUND BALANCES, October 1, 2007	68,142	68,142	72,075	3,933
FUND BALANCES, September 30, 2008	<u>\$ -</u>	<u>\$ -</u>	<u>\$ 74,007</u>	<u>\$ 74,007</u>

**Putnam County, Florida**  
**Schedule of Revenues, Expenditures and Changes in Fund Balances**  
**Budget and Actual - Crime Prevention Fund**  
**For the Year Ended September 30, 2008**

	<u>Budgeted Amounts</u>		<u>Actual</u>	<u>Variance With Final Budget</u>
	<u>Original</u>	<u>Final</u>		
<u>REVENUES</u>				
Fines and Forfeitures	\$ 25,000	\$ 25,000	\$ 35,305	\$ 10,305
Miscellaneous Revenue	-	-	1,565	1,565
TOTAL REVENUES	25,000	25,000	36,870	11,870
<u>EXPENDITURES</u>				
Current:				
Public Safety	35,000	35,000	33,726	1,274
EXCESS (DEFICIENCY) OF REVENUES OVER EXPENDITURES	(10,000)	(10,000)	3,144	13,144
FUND BALANCES, October 1, 2007	10,000	10,000	54,365	44,365
FUND BALANCES, September 30, 2008	<u>\$ -</u>	<u>\$ -</u>	<u>\$ 57,509</u>	<u>\$ 57,509</u>

**Putnam County, Florida**  
**Schedule of Revenues, Expenditures and Changes in Fund Balance**  
**Budget and Actual - Impact Fee Fund**  
**For the Year Ended September 30, 2008**

	<u>Budgeted Amounts</u>		<u>Actual</u>	<u>Variance With Final Budget</u>
	<u>Original</u>	<u>Final</u>		
<u>REVENUES</u>				
Miscellaneous Revenue	\$ -	\$ -	\$ 400,251	\$ 400,251
 <u>EXPENDITURES</u>	<u>-</u>	<u>-</u>	<u>-</u>	<u>-</u>
EXCESS OF REVENUES OVER EXPENDITURES	-	-	400,251	400,251
FUND BALANCES, October 1, 2007	<u>-</u>	<u>-</u>	<u>176,697</u>	<u>176,697</u>
FUND BALANCES, September 30, 2008	<u>\$ -</u>	<u>\$ -</u>	<u>\$ 576,948</u>	<u>\$ 576,948</u>



**Putnam County, Florida**  
**Schedule of Revenues, Expenditures and Changes in Fund Balances**  
**Budget and Actual – Commissary Fund**  
**For the Year Ended September 30, 2008**

	<u>Budgeted Amounts</u>		<u>Actual</u>	<u>Variance With Final Budget</u>
	<u>Original</u>	<u>Final</u>		
<u>REVENUES</u>				
Miscellaneous Revenue	\$ 220,000	\$ 220,000	\$ 172,786	\$ (47,214)
<u>EXPENDITURES</u>				
Current:				
Public Safety	<u>179,543</u>	<u>254,664</u>	<u>209,851</u>	<u>44,813</u>
EXCESS (DEFICIENCY) OF REVENUES OVER EXPENDITURES	40,457	(34,664)	(37,065)	(2,401)
<u>OTHER FINANCING USES</u>				
Transfers Out	<u>-</u>	<u>-</u>	<u>(46,664)</u>	<u>(46,664)</u>
NET CHANGE IN FUND BALANCES	40,457	(34,664)	(83,729)	(49,065)
FUND BALANCES, October 1, 2007	<u>40,457</u>	<u>34,664</u>	<u>224,888</u>	<u>190,224</u>
FUND BALANCES, September 30, 2008	<u>\$ -</u>	<u>\$ -</u>	<u>\$ 141,159</u>	<u>\$ 141,159</u>

**Putnam County, Florida**  
**Schedule of Revenues, Expenditures and Changes in Fund Balances**  
**Budget and Actual – Federal Forfeiture Fund**  
**For the Year Ended September 30, 2008**

	<u>Budgeted Amounts</u>		<u>Actual</u>	<u>Variance With Final Budget</u>
	<u>Original</u>	<u>Final</u>		
<u>REVENUES</u>				
Fines and Forfeitures	\$ 20,000	\$ 110,000	\$ 107,948	\$ (2,052)
Miscellaneous Revenue	-	-	140	140
TOTAL REVENUES	20,000	110,000	108,088	(1,912)
<u>EXPENDITURES</u>				
Current:				
Public Safety	20,000	110,000	89,953	20,047
EXCESS OF REVENUES OVER EXPENDITURES	-	-	18,135	18,135
FUND BALANCES, October 1, 2007	-	-	13,853	13,853
FUND BALANCES, September 30, 2008	<u>\$ -</u>	<u>\$ -</u>	<u>\$ 31,988</u>	<u>\$ 31,988</u>

**Putnam County, Florida**  
**Schedule of Revenues, Expenditures and Changes in Fund Balances**  
**Budget and Actual – Records Modernization Fund**  
**For the Year Ended September 30, 2008**

	<u>Budgeted Amounts</u>		<u>Actual</u>	<u>Variance With Final Budget</u>
	<u>Original</u>	<u>Final</u>		
<u>REVENUES</u>				
Charges for Services	\$ 52,000	\$ 52,000	\$ 40,287	\$ (11,713)
Miscellaneous Revenue	6,000	6,000	4,501	(1,499)
TOTAL REVENUES	58,000	58,000	44,788	(13,212)
<u>EXPENDITURES</u>				
Current:				
General Government Services	58,000	58,000	-	58,000
EXCESS OF REVENUES OVER EXPENDITURES	-	-	44,788	44,788
FUND BALANCES, October 1, 2007	-	-	177,552	177,552
FUND BALANCES, September 30, 2008	\$ -	\$ -	\$ 222,340	\$ 222,340

Putnam County, Florida  
Schedule of Revenues, Expenditures and Changes in Fund Balances  
Budget and Actual - Article V Records Modernization Fund  
For the Year Ended September 30, 2008

	<u>Budgeted Amounts</u>		<u>Actual</u>	<u>Variance With Final Budget</u>
	<u>Original</u>	<u>Final</u>		
<b><u>REVENUES</u></b>				
Charges for Services	\$ 146,000	\$ 146,000	\$ 111,253	\$ (34,747)
Miscellaneous Revenue	12,000	12,000	9,805	(2,195)
<b>TOTAL REVENUES</b>	<b>158,000</b>	<b>158,000</b>	<b>121,058</b>	<b>(36,942)</b>
<b><u>EXPENDITURES</u></b>				
Current:				
Court Related	158,000	158,000	-	158,000
<b>EXCESS OF REVENUES OVER EXPENDITURES</b>	<b>-</b>	<b>-</b>	<b>121,058</b>	<b>121,058</b>
<b>FUND BALANCES, October 1, 2007</b>	<b>-</b>	<b>-</b>	<b>448,626</b>	<b>448,626</b>
<b>FUND BALANCES, September 30, 2008</b>	<b>\$ -</b>	<b>\$ -</b>	<b>\$ 569,684</b>	<b>\$ 569,684</b>

**Putnam County, Florida**  
**Schedule of Revenues, Expenditures and Changes in Fund Balances**  
**Budget and Actual – Clerk of the Circuit Court Fund**  
**For the Year Ended September 30, 2008**

	<u>Budgeted Amounts</u>		<u>Actual</u>	<u>Variance With Final Budget</u>
	<u>Original</u>	<u>Final</u>		
<u>REVENUES</u>				
Intergovernmental Revenue	\$ 218,400	\$ 218,400	\$ 192,248	\$ (26,152)
Charges for Services	547,100	547,100	562,517	15,417
Miscellaneous Revenue	85,000	85,000	56,467	(28,533)
<b>TOTAL REVENUES</b>	<u>850,500</u>	<u>850,500</u>	<u>811,232</u>	<u>(39,268)</u>
<u>EXPENDITURES</u>				
Current:				
General Government Services	1,996,543	1,996,543	1,802,039	194,504
Court Related	253,588	253,588	232,183	21,405
Debt Service:				
Principal Retirement	3,537	3,537	8,550	(5,013)
Interest and Fiscal Charges	354	354	980	(626)
<b>TOTAL EXPENDITURES</b>	<u>2,254,022</u>	<u>2,254,022</u>	<u>2,043,752</u>	<u>210,270</u>
<b>EXCESS (DEFICIENCY) OF REVENUES OVER EXPENDITURES</b>	<u>(1,403,522)</u>	<u>(1,403,522)</u>	<u>(1,232,520)</u>	<u>171,002</u>
<u>OTHER FINANCING SOURCES (USES)</u>				
Transfers In	1,403,522	1,403,522	1,403,522	-
Transfers Out	-	-	(171,002)	(171,002)
<b>TOTAL OTHER FINANCING SOURCES (USES)</b>	<u>1,403,522</u>	<u>1,403,522</u>	<u>1,232,520</u>	<u>(171,002)</u>
<b>NET CHANGE IN FUND BALANCES</b>	-	-	-	-
<b>FUND BALANCES, October 1, 2007</b>	-	-	-	-
<b>FUND BALANCES, September 30, 2008</b>	<u>\$ -</u>	<u>\$ -</u>	<u>\$ -</u>	<u>\$ -</u>

**Putnam County, Florida**  
**Schedule of Revenues, Expenditures and Changes in Fund Balances**  
**Budget and Actual – Court Fund**  
**For the Year Ended September 30, 2008**

	<u>Budgeted Amounts</u>		<u>Actual</u>	<u>Variance With Final Budget</u>
	<u>Original</u>	<u>Final</u>		
<b><u>REVENUES</u></b>				
Intergovernmental Revenue	\$ 477,293	\$ 485,263	\$ 328,915	\$ (156,348)
Charges for Services	1,361,800	1,361,800	1,184,050	(177,750)
Fines and Forfeitures	526,400	526,400	423,634	(102,766)
Miscellaneous Revenue	12,300	12,300	6,799	(5,501)
<b>TOTAL REVENUES</b>	<u>2,377,793</u>	<u>2,385,763</u>	<u>1,943,398</u>	<u>(442,365)</u>
<b><u>EXPENDITURES</u></b>				
Current:				
Court Related	2,371,784	2,379,754	1,943,398	436,356
Debt Service:				
Principal Retirement	5,463	5,463	-	5,463
Interest and Fiscal Charges	546	546	-	546
<b>TOTAL EXPENDITURES</b>	<u>2,377,793</u>	<u>2,385,763</u>	<u>1,943,398</u>	<u>442,365</u>
<b>EXCESS OF REVENUES OVER EXPENDITURES</b>	-	-	-	-
<b>FUND BALANCES, October 1, 2007</b>	-	-	-	-
<b>FUND BALANCES, September 30, 2008</b>	<u>\$ -</u>	<u>\$ -</u>	<u>\$ -</u>	<u>\$ -</u>

**Putnam County, Florida**  
**Schedule of Revenues, Expenditures and Changes in Fund Balances**  
**Budget and Actual – Supervisor of Elections Fund**  
**For the Year Ended September 30, 2008**

	<u>Budgeted Amounts</u>		<u>Actual</u>	<u>Variance With Final Budget</u>
	<u>Original</u>	<u>Final</u>		
<u>REVENUES</u>				
Miscellaneous Revenue	\$ -	\$ -	\$ 5,457	\$ 5,457
<u>EXPENDITURES</u>				
Current:				
General Government Services	1,062,219	1,062,219	796,389	265,830
Reserve for Contingencies	2,000	2,000	-	2,000
TOTAL EXPENDITURES	<u>1,064,219</u>	<u>1,064,219</u>	<u>796,389</u>	<u>267,830</u>
EXCESS (DEFICIENCY) OF REVENUES OVER EXPENDITURES	<u>(1,064,219)</u>	<u>(1,064,219)</u>	<u>(790,932)</u>	<u>273,287</u>
<u>OTHER FINANCING SOURCES (USES)</u>				
Transfers In	1,064,219	1,064,219	1,064,219	-
Transfers Out	-	-	(180,980)	(180,980)
TOTAL OTHER FINANCING SOURCES (USES)	<u>1,064,219</u>	<u>1,064,219</u>	<u>883,239</u>	<u>(180,980)</u>
NET CHANGE IN FUND BALANCES	-	-	92,307	92,307
FUND BALANCES, October 1, 2007	-	-	-	-
FUND BALANCES, September 30, 2008	<u>\$ -</u>	<u>\$ -</u>	<u>\$ 92,307</u>	<u>\$ 92,307</u>

**Putnum County, Florida**  
**Schedule of Revenues, Expenditures and Changes in Fund Balances**  
**Budget and Actual - Supervisor of Elections Grants Fund**  
**For the Year Ended September 30, 2008**

	<u>Budgeted Amounts</u>		<u>Actual</u>	<u>Variance With Final Budget</u>
	<u>Original</u>	<u>Final</u>		
<u>REVENUES</u>				
Intergovernmental Revenue	\$ -	\$ -	\$ 8,110	\$ 8,110
Miscellaneous Revenue	-	-	191	191
<b>TOTAL REVENUES</b>	<b>-</b>	<b>-</b>	<b>8,301</b>	<b>8,301</b>
<u>EXPENDITURES</u>				
Current:				
General Government Services	-	-	8,325	(8,325)
<b>EXCESS OF REVENUES UNDER EXPENDITURES</b>	<b>-</b>	<b>-</b>	<b>(24)</b>	<b>(24)</b>
FUND BALANCES, October 1, 2007	-	-	113,893	113,893
FUND BALANCES, September 30, 2008	<u>\$ -</u>	<u>\$ -</u>	<u>\$ 113,869</u>	<u>\$ 113,869</u>



**Putnam County, Florida**  
**Schedule of Revenues, Expenditures and Changes in Fund Balances**  
**Budget and Actual - Tax Collector Fund**  
**For the Year Ended September 30, 2008**

	<u>Budgeted Amounts</u>		<u>Actual</u>	<u>Variance With Final Budget</u>
	<u>Original</u>	<u>Final</u>		
<u>REVENUES</u>				
Charges for Services	\$ 2,294,141	\$ 2,294,141	\$ 2,325,681	\$ 31,540
Miscellaneous Revenue	59,500	59,500	35,380	(24,120)
<b>TOTAL REVENUES</b>	<b>2,353,641</b>	<b>2,353,641</b>	<b>2,361,061</b>	<b>7,420</b>
<u>EXPENDITURES</u>				
Current:				
General Government Services	1,816,019	1,816,019	1,713,040	102,979
<b>EXCESS OF REVENUES OVER EXPENDITURES</b>	<b>537,622</b>	<b>537,622</b>	<b>648,021</b>	<b>110,399</b>
<u>OTHER FINANCING USES</u>				
Transfers Out	(537,622)	(537,622)	(648,021)	(110,399)
<b>NET CHANGE IN FUND BALANCES</b>	<b>-</b>	<b>-</b>	<b>-</b>	<b>-</b>
FUND BALANCES, October 1, 2007	-	-	-	-
<b>FUND BALANCES, September 30, 2008</b>	<b>\$ -</b>	<b>\$ -</b>	<b>\$ -</b>	<b>\$ -</b>

**Putnam County, Florida**  
**Schedule of Revenues, Expenditures and Changes in Fund Balances**  
**Budget and Actual – Property Appraiser Fund**  
**For the Year Ended September 30, 2008**

	<u>Budgeted Amounts</u>		<u>Actual</u>	<u>Variance With Final Budget</u>
	<u>Original</u>	<u>Final</u>		
<u>REVENUES</u>				
Intergovernmental Revenue	\$ -	\$ -	\$ 26,754	\$ 26,754
Charges for Services	36,448	43,448	43,701	253
Miscellaneous Revenue	-	-	1,651	1,651
<b>TOTAL REVENUES</b>	<b>36,448</b>	<b>43,448</b>	<b>72,106</b>	<b>28,658</b>
<u>EXPENDITURES</u>				
Current:				
General Government Services	1,571,545	1,578,545	1,501,821	76,724
<b>EXCESS (DEFICIENCY) OF REVENUES OVER EXPENDITURES</b>	<b>(1,535,097)</b>	<b>(1,535,097)</b>	<b>(1,429,715)</b>	<b>105,382</b>
<u>OTHER FINANCING SOURCES (USES)</u>				
Transfers In	1,535,097	1,535,097	1,535,097	-
Transfers Out	-	-	(105,382)	(105,382)
<b>TOTAL OTHER FINANCING SOURCES (USES)</b>	<b>1,535,097</b>	<b>1,535,097</b>	<b>1,429,715</b>	<b>(105,382)</b>
<b>NET CHANGE IN FUND BALANCES</b>	<b>-</b>	<b>-</b>	<b>-</b>	<b>-</b>
<b>FUND BALANCES, October 1, 2007</b>	<b>-</b>	<b>-</b>	<b>-</b>	<b>-</b>
<b>FUND BALANCES, September 30, 2008</b>	<b>\$ -</b>	<b>\$ -</b>	<b>\$ -</b>	<b>\$ -</b>

**Putnam County, Florida**  
**Schedule of Revenues, Expenditures and Changes in Fund Balances**  
**Budget and Actual – Future Capital Improvement Debt Fund**  
**For the Year Ended September 30, 2008**

	<u>Budgeted Amounts</u>		<u>Actual</u>	<u>Variance With Final Budget</u>
	<u>Original</u>	<u>Final</u>		
<u>REVENUES</u>				
Miscellaneous Revenue	\$ -	\$ -	\$ 1,162	\$ 1,162
<u>EXPENDITURES</u>	-	-	-	-
EXCESS OF REVENUES OVER EXPENDITURES	-	-	1,162	1,162
FUND BALANCES, October 1, 2007	-	-	40,193	40,193
FUND BALANCES, September 30, 2008	<u>\$ -</u>	<u>\$ -</u>	<u>\$ 41,355</u>	<u>\$ 41,355</u>

**Putnam County, Florida**  
**Schedule of Revenues, Expenditures and Changes in Fund Balances**  
**Budget and Actual – MSBU Loan Fund**  
**For the Year Ended September 30, 2008**

	<u>Budgeted Amounts</u>		<u>Actual</u>	<u>Variance With Final Budget</u>
	<u>Original</u>	<u>Final</u>		
<u>REVENUES</u>				
Miscellaneous Revenue	\$ 228,150	\$ 228,150	\$ 201,536	\$ (26,614)
<u>EXPENDITURES</u>				
Current:				
Reserve For Contingencies	22,500	22,500	-	22,500
Debt Service:				
Principal Retirement	254,666	254,666	254,664	2
Interest and Fiscal Charges	104,470	104,470	103,299	1,171
TOTAL EXPENDITURES	381,636	381,636	357,963	23,673
EXCESS OF REVENUES UNDER EXPENDITURES	(153,486)	(153,486)	(156,427)	(2,941)
FUND BALANCES, October 1, 2007	153,486	153,486	541,619	388,133
FUND BALANCES, September 30, 2008	\$ -	\$ -	\$ 385,192	\$ 385,192

**Putnam County, Florida**  
**Schedule of Revenues, Expenditures and Changes in Fund Balances**  
**Budget and Actual – Capital Projects Fund**  
**For the Year Ended September 30, 2008**

	<b>Budgeted Amounts</b>		<b>Actual</b>	<b>Variance With Final Budget</b>
	<b>Original</b>	<b>Final</b>		
<b><u>REVENUES</u></b>				
Intergovernmental Revenue	\$ 1,074,161	\$ 1,074,161	\$ 648,136	\$ (426,025)
Miscellaneous Revenue	1,000	1,000	733	(267)
<b>TOTAL REVENUES</b>	<b>1,075,161</b>	<b>1,075,161</b>	<b>648,869</b>	<b>(426,292)</b>
<b><u>EXPENDITURES</u></b>				
Current:				
Reserve For Contingencies	151,000	151,000	-	151,000
Capital Outlay	1,074,161	1,074,161	654,502	419,659
<b>TOTAL EXPENDITURES</b>	<b>1,225,161</b>	<b>1,225,161</b>	<b>654,502</b>	<b>570,659</b>
<b>EXCESS (DEFICIENCY) OF REVENUES OVER EXPENDITURES</b>	<b>(150,000)</b>	<b>(150,000)</b>	<b>(5,633)</b>	<b>144,367</b>
<b><u>OTHER FINANCING SOURCES</u></b>				
Transfers In	150,000	150,000	150,000	-
<b>NET CHANGE IN FUND BALANCES</b>	<b>-</b>	<b>-</b>	<b>144,367</b>	<b>144,367</b>
<b>FUND BALANCES, October 1, 2007</b>	<b>-</b>	<b>-</b>	<b>83,024</b>	<b>83,024</b>
<b>FUND BALANCES, September 30, 2008</b>	<b>\$ -</b>	<b>\$ -</b>	<b>\$ 227,391</b>	<b>\$ 227,391</b>

**Putnam County, Florida**  
**Schedule of Revenues, Expenditures and Changes in Fund Balances**  
**Budget and Actual – Road Projects Fund**  
**For the Year Ended September 30, 2008**

	<u>Budgeted Amounts</u>		<u>Actual</u>	<u>Variance With Final Budget</u>
	<u>Original</u>	<u>Final</u>		
<u>REVENUES</u>				
Intergovernmental Revenue	\$ 2,500,000	\$ 2,500,000	\$ 1,010,389	\$(1,489,611)
Miscellaneous Revenue	-	-	2,047	2,047
TOTAL REVENUES	2,500,000	2,500,000	1,012,436	(1,487,564)
<u>EXPENDITURES</u>				
Capital Outlay	2,500,000	2,500,000	956,019	1,543,981
EXCESS OF REVENUES OVER EXPENDITURES	-	-	56,417	56,417
FUND BALANCES, October 1, 2007	-	-	(166,235)	(166,235)
FUND BALANCES, September 30, 2008	<u>\$ -</u>	<u>\$ -</u>	<u>\$ (109,818)</u>	<u>\$ (109,818)</u>

**Putnam County, Florida**  
**Schedule of Revenues, Expenditures and Changes in Fund Balances**  
**Budget and Actual – Better Place Plan Fund**  
**For the Year Ended September 30, 2008**

	<u>Budgeted Amounts</u>		<u>Actual Amounts</u>	<u>Variance With Final Budget</u>
	<u>Original</u>	<u>Final</u>		
<b><u>REVENUES</u></b>				
Taxes	\$ 4,982,433	\$ 4,982,433	\$ 4,714,954	\$ (267,479)
Miscellaneous Revenue	-	-	30,237	30,237
<b>TOTAL REVENUES</b>	<u>4,982,433</u>	<u>4,982,433</u>	<u>4,745,191</u>	<u>(237,242)</u>
<b><u>EXPENDITURES</u></b>				
Current:				
Reserve For Contingencies	473,775	473,775	-	473,775
Capital Outlay	8,850,000	8,850,000	5,173,995	3,676,005
Debt Service:				
Principal Retirement	385,786	385,786	760,000	(374,214)
Interest and Fiscal Charges	272,872	272,872	476,630	(203,758)
<b>TOTAL EXPENDITURES</b>	<u>9,982,433</u>	<u>9,982,433</u>	<u>6,410,625</u>	<u>3,571,808</u>
<b>EXCESS (DEFICIENCY) OF REVENUES OVER EXPENDITURES</b>	(5,000,000)	(5,000,000)	(1,665,434)	3,334,566
<b><u>OTHER FINANCING SOURCES</u></b>				
Debt Issued	5,000,000	5,000,000	3,500,000	(1,500,000)
<b>NET CHANGE IN FUND BALANCES</b>	-	-	1,834,566	1,834,566
<b>FUND BALANCES - October 1, 2007</b>	-	-	(1,881,764)	(1,881,764)
<b>FUND BALANCES - September 30, 2008</b>	<u>\$ -</u>	<u>\$ -</u>	<u>\$ (47,198)</u>	<u>\$ (47,198)</u>

## **Internal Service Funds**

Internal Service Funds are used to account for the financing of goods or services provided by one department to other departments on a cost-reimbursement basis.

The County administers the following Internal Service Funds:

Fleet Maintenance Fund - to account for the costs of providing a maintenance facility for automotive equipment used by other departments.

Group Insurance Reserve Fund - to accumulate funds for the payment of premiums for employees' health and accident insurance.

Risk Management Fund - to account for the costs and the allocation of costs relating to various insurance carried by the County except health and life insurance benefits for County employees.



**Putnam County, Florida**  
**Combining Statement of Net Assets - Internal Service Funds**  
**September 30, 2008**

	<u>Fleet Maintenance</u>	<u>Group Insurance</u>	<u>Risk Management Fund</u>	<u>Totals</u>
<b><u>CURRENT ASSETS</u></b>				
Cash and Equivalents	\$ 122,615	\$ 408,396	\$ 1,372,355	\$ 1,903,366
Receivables	-	-	12,139	12,139
Due From Other Funds	-	266,225	-	266,225
Due From Other Governments	4,160	-	-	4,160
Inventory	97,700	-	-	97,700
Other Assets	-	-	28,749	28,749
<b>TOTAL CURRENT ASSETS</b>	<b>224,475</b>	<b>674,621</b>	<b>1,413,243</b>	<b>2,312,339</b>
<b><u>NONCURRENT ASSETS</u></b>				
Capital Assets, Net	61,807	-	-	61,807
<b>TOTAL ASSETS</b>	<b>286,282</b>	<b>674,621</b>	<b>1,413,243</b>	<b>2,374,146</b>
<b><u>CURRENT LIABILITIES</u></b>				
Accounts Payable and Accrued Liabilities	39,273	32,872	61,994	134,139
Estimated Liability for Self-Insured Losses	-	-	479,522	479,522
Compensated Absences	15,000	-	3,000	18,000
<b>TOTAL CURRENT LIABILITIES</b>	<b>54,273</b>	<b>32,872</b>	<b>544,516</b>	<b>631,661</b>
<b><u>NONCURRENT LIABILITIES</u></b>				
Compensated Absences	11,300	-	2,300	13,600
<b>TOTAL LIABILITIES</b>	<b>65,573</b>	<b>32,872</b>	<b>546,816</b>	<b>645,261</b>
<b><u>NET ASSETS</u></b>				
Invested in Capital Assets	61,807	-	-	61,807
Unrestricted	158,902	641,749	866,427	1,667,078
<b>TOTAL NET ASSETS</b>	<b>\$ 220,709</b>	<b>\$ 641,749</b>	<b>\$ 866,427</b>	<b>\$ 1,728,885</b>

**Putnam County, Florida**  
**Combining Statement of Revenues, Expenses and Changes in Fund Net Assets**  
**Internal Service Funds**  
**For the Year Ended September 30, 2008**

	<u>Fleet Maintenance</u>	<u>Group Insurance Reserve</u>	<u>Risk Management Fund</u>	<u>Totals</u>
<b><u>OPERATING REVENUES</u></b>				
User Charges	\$ 845,206	\$ 5,808,752	\$ 1,610,774	\$ 8,264,732
Miscellaneous	11,465	7,602	25,466	44,533
<b>TOTAL OPERATING REVENUES</b>	<b>856,671</b>	<b>5,816,354</b>	<b>1,636,240</b>	<b>8,309,265</b>
<b><u>OPERATING EXPENSES</u></b>				
Personal Services	339,319	-	52,185	391,504
Insurance	26,917	5,991,010	1,040,430	7,058,357
Claims Expense	-	-	509,735	509,735
Contractual Services	280,217	17,262	5,050	302,529
Repairs and Maintenance	19,165	-	-	19,165
Other Operating Expenses	264,153	59	143	264,355
Depreciation Expense	15,338	-	-	15,338
<b>TOTAL OPERATING EXPENSES</b>	<b>945,109</b>	<b>6,008,331</b>	<b>1,607,543</b>	<b>8,560,983</b>
<b>OPERATING INCOME (LOSS)</b>	<b>(88,438)</b>	<b>(191,977)</b>	<b>28,697</b>	<b>(251,718)</b>
<b><u>TRANSFERS</u></b>				
Transfers In	-	54,928	179,643	234,571
Transfers Out	(3,174)	-	-	(3,174)
<b>TOTAL TRANSFERS</b>	<b>(3,174)</b>	<b>54,928</b>	<b>179,643</b>	<b>231,397</b>
<b>CHANGE IN NET ASSETS</b>	<b>(91,612)</b>	<b>(137,049)</b>	<b>208,340</b>	<b>(20,321)</b>
<b>NET ASSETS, October 1, 2007</b>	<b>312,321</b>	<b>778,798</b>	<b>658,087</b>	<b>1,749,206</b>
<b>NET ASSETS, September 30, 2008</b>	<b>\$ 220,709</b>	<b>\$ 641,749</b>	<b>\$ 866,427</b>	<b>\$ 1,728,885</b>

**Putnam County, Florida**  
**Combining Statement of Cash Flows – Internal Service Funds**  
**For the Year Ended September 30, 2008**

	<u>Fleet</u> <u>Maintenance</u>	<u>Group</u> <u>Insurance</u> <u>Reserve</u>	<u>Risk</u> <u>Management</u> <u>Fund</u>	<u>Totals</u>
<u>CASH FLOWS FROM OPERATING ACTIVITIES</u>				
Receipts from Customers	\$ 858,458	\$ 5,843,228	\$ 1,596,339	\$ 8,298,025
Payments to Suppliers	(605,767)	(6,001,016)	(1,494,190)	(8,100,973)
Payments to Employees	(337,519)	-	(50,885)	(388,404)
NET CASH PROVIDED (USED) BY OPERATING ACTIVITIES	<u>(84,828)</u>	<u>(157,788)</u>	<u>51,264</u>	<u>(191,352)</u>
<u>CASH FLOWS FROM NONCAPITAL FINANCING ACTIVITIES</u>				
Transfers In	-	54,928	179,643	234,571
Transfers Out	(3,174)	-	-	(3,174)
NET CASH PROVIDED (USED) BY NONCAPITAL FINANCING ACTIVITIES	<u>(3,174)</u>	<u>54,928</u>	<u>179,643</u>	<u>231,397</u>
<u>CASH FLOWS FROM CAPITAL AND RELATED FINANCING ACTIVITIES</u>				
Purchase of Capital Assets	(28,413)	-	-	(28,413)
NET INCREASE (DECREASE) IN CASH AND EQUIVALENTS	(116,415)	(102,860)	230,907	11,632
CASH AND EQUIVALENTS, October 1, 2007	<u>239,030</u>	<u>511,256</u>	<u>1,141,448</u>	<u>1,891,734</u>
CASH AND EQUIVALENTS, September 30, 2008	<u>\$ 122,615</u>	<u>\$ 408,396</u>	<u>\$ 1,372,355</u>	<u>\$ 1,903,366</u>
RECONCILIATION OF OPERATING INCOME (LOSS) TO NET CASH PROVIDED (USED) BY OPERATING ACTIVITIES:				
Operating Income (Loss)	\$ (88,438)	\$ (191,977)	\$ 28,697	\$ (251,718)
Adjustments to Reconcile Operating Income (Loss) to Net Cash Provided (Used) by Operating Activities:				
Depreciation	15,338	-	-	15,338
Changes in:				
Receivables	959	-	(12,139)	(11,180)
Due From Other Funds	-	(126,413)	-	(126,413)
Due From Other Governments	828	143,017	-	143,845
Inventory	(16,121)	-	-	(16,121)
Other Assets	-	10,270	(27,762)	(17,492)
Accounts Payable and Accrued Liabilities	1,664	7,315	61,168	70,147
Due to Other Funds	(858)	-	-	(858)
Compensated Absences	1,800	-	1,300	3,100
NET CASH PROVIDED (USED) BY OPERATING ACTIVITIES	<u>\$ (84,828)</u>	<u>\$ (157,788)</u>	<u>\$ 51,264</u>	<u>\$ (191,352)</u>

## **Fiduciary Funds**

### Agency Funds

Agency funds are used to report resources held in a purely custodial capacity.

The County maintains the following Agency Funds:

Clerk of the Circuit Court Agency Fund – to account for assets held by the Office as an agent for individuals, private organizations, and/or other governments.

Sheriff Agency Fund – to account for assets held by the Office as an agent for individuals, private organizations, and/or other governments.

Tax Collector Agency Fund – to account for assets held by the Office as an agent for individuals, private organizations, and/or other governments.

**Putnam County, Florida**  
**Combining Statement of Fiduciary Net Assets – Agency Funds**  
**September 30, 2008**

	Clerk of the Circuit <u>Court</u>	<u>Sheriff</u>	Tax <u>Collector</u>	<u>Totals</u>
<u>ASSETS</u>				
Cash and Equivalents	\$ 1,878,308	\$ 79,408	\$ 1,795,506	\$ 3,753,222
Receivables	-	-	7,285	7,285
	<u>1,878,308</u>	<u>79,408</u>	<u>1,802,791</u>	<u>3,760,507</u>
<u>LIABILITIES</u>				
Due to Other Governments	-	-	27,125	27,125
Assets Held for Others	1,878,308	79,408	1,775,666	3,733,382
	<u>1,878,308</u>	<u>79,408</u>	<u>1,802,791</u>	<u>3,760,507</u>
NET ASSETS	<u>\$ -</u>	<u>\$ -</u>	<u>\$ -</u>	<u>\$ -</u>

**Putnam County, Florida**  
**Combining Statement of Changes in Assets and Liabilities**  
**Agency Funds**  
**For the Year Ended September 30, 2008**

	Balance October 1, <u>2007</u>	<u>Additions</u>	<u>Deductions</u>	Balance September 30, <u>2008</u>
<b><u>CLERK OF THE CIRCUIT COURT</u></b>				
Assets:				
Cash and Equivalents	\$ 1,767,035	\$ 6,529,856	\$ 6,418,583	\$ 1,878,308
Receivables	4,073	20,295	24,368	-
Due From Other Governments	-	745	745	-
Total Assets	<u>\$ 1,771,108</u>	<u>\$ 6,550,896</u>	<u>\$ 6,443,696</u>	<u>\$ 1,878,308</u>
Liabilities:				
Due to Other Funds	\$ -	\$ 16,317	\$ 16,317	\$ -
Due to Other Governments	14,705	130,654	145,359	-
Assets Held for Others	1,756,403	6,420,242	6,298,337	1,878,308
Total Liabilities	<u>\$ 1,771,108</u>	<u>\$ 6,567,213</u>	<u>\$ 6,460,013</u>	<u>\$ 1,878,308</u>
<b><u>SHERIFF</u></b>				
Assets:				
Cash and Equivalents	<u>\$ 58,951</u>	<u>\$ 3,484,275</u>	<u>\$ 3,463,818</u>	<u>\$ 79,408</u>
Liabilities:				
Assets Held for Others	<u>\$ 58,951</u>	<u>\$ 3,484,275</u>	<u>\$ 3,463,818</u>	<u>\$ 79,408</u>
<b><u>TAX COLLECTOR</u></b>				
Assets:				
Cash and Equivalents	\$ 1,980,428	\$ 96,860,300	\$ 97,045,222	\$ 1,795,506
Receivables	4,132	498,780	495,627	7,285
Due From Other Funds	-	4,907	4,907	-
Total Assets	<u>\$ 1,984,560</u>	<u>\$ 97,363,987</u>	<u>\$ 97,545,756</u>	<u>\$ 1,802,791</u>
Liabilities:				
Due to Other Governments	\$ 120,448	\$ 8,330,958	\$ 8,424,281	\$ 27,125
Assets Held for Others	1,864,112	89,030,712	89,119,158	1,775,666
Due to Other Funds	-	2,315	2,315	-
Total Liabilities	<u>\$ 1,984,560</u>	<u>\$ 97,363,985</u>	<u>\$ 97,545,754</u>	<u>\$ 1,802,791</u>
<b><u>TOTALS - ALL AGENCY FUNDS</u></b>				
Assets:				
Cash and Equivalents	\$ 3,806,414	\$ 106,874,431	\$ 106,927,623	\$ 3,753,222
Receivables	8,205	519,075	519,995	7,285
Due From Other Funds	-	4,907	4,907	-
Due From Other Governments	-	745	745	-
Total Assets	<u>\$ 3,814,619</u>	<u>\$ 107,399,158</u>	<u>\$ 107,453,270</u>	<u>\$ 3,760,507</u>
Liabilities:				
Due to Other Funds	\$ -	\$ 18,632	\$ 18,632	\$ -
Due to Other Governments	135,153	8,461,612	8,569,640	27,125
Assets Held for Others	3,679,466	98,935,229	98,881,313	3,733,382
Total Liabilities	<u>\$ 3,814,619</u>	<u>\$ 107,415,473</u>	<u>\$ 107,469,585</u>	<u>\$ 3,760,507</u>

**Putnam County, Florida**  
**Schedule of Expenditures of Federal Awards and State Financial Assistance**  
**For the Year Ended September 30, 2008**

<u>Federal Agency</u>	<u>Federal CFDA Number</u>	<u>Contract Number</u>	<u>Expend- itures</u>	<u>Program Total</u>
<u>DEPARTMENT OF EDUCATION</u>				
Passed Through Florida Department of Law Enforcement: Safe and Drug-Free Schools and Communities	84.186	2007-DCF-PUTN1-S1-001	\$ 55,277	
<u>EXECUTIVE OFFICE OF THE PRESIDENT</u>				
Office of National Drug Control and Policy Passed Through St Johns County, Florida				
High Intensity Drug Trafficking	XX.XXX	I8PNFP501Z	2,643	
High Intensity Drug Trafficking	XX.XXX	I5PNFP501	3,868	6,511
<u>DEPARTMENT OF HOMELAND SECURITY</u>				
Passed Through State Department of Community Affairs: Disaster Grants - Public Assistance - Hurricane Jeanne	97.036	05-PA-E--04-64-01-746	214,946	
Hazard Mitigation Grant	97.039	07-HM-4@-04-64-01-005	50,974	
Emergency Management Performance Grants	97.042	08-BG-24-04-64-01-218	20,117	
State Homeland Security Grant Program	97.067	07-DS-5N-04-64-02-194	19,947	
<u>DEPARTMENT OF ENVIRONMENTAL PROTECTION</u>				
Passed Through State Department of Environmental Protection: Capitalization Grant for Drinking Water State Revolving Fund	66.468	DW 5401010	4,576,128	
<u>DEPARTMENT OF HEALTH AND HUMAN SERVICES</u>				
Passed Through State Department of Revenue: Child Support Enforcement-Title IV-D Reimbursements	93.563	CC354	182,911	
Child Support Enforcement-Title IV-D Reimbursements	93.563	CD354	9,337	192,248
<u>ELECTION ASSISTANCE COMMISSION</u>				
Passed Through Department of State: Voting Systems Assistance (HAVA)	90.401	--	8,325	
<u>DEPARTMENT OF JUSTICE</u>				
Direct Assistance:				
State Criminal Alien Assistance Program	16.606	2007-APBX0418	16,194	
State Criminal Alien Assistance Program	16.606	2008-APBX0363	6,870	23,064
Bullet Proof Vest Partnership Program	16.607	7038542	11,363	
Public Safety Partnership and Community Policing	16.710	2005-CK-WX-0159	57,857	
Public Safety Partnership and Community Policing	16.710	2006-CK-WX-0378	123,928	181,785
Byrne Justice Assistance Grant Program	16.738	2007-DJ-BX-1293	60,478	
Passed Through Florida Department of Law Enforcement: Byrne Justice Assistance Grant Program	16.738	2008-JAGC-PUTN-1-Q9-061	28,898	89,376
Passed Through Department of Juvenile Justice: Juvenile Justice and Delinquency Prevention	16.540	Q8910	76,100	
Title V Delinquency Prevention Program - Creating Lasting Family Connections	16.548	X1402-2008	28,800	
Passed Through Office of Attorney General: Crime Victim Assistance	16.575	V-7134	82,617	
Federal Equitable Sharing	16.XXX	-	89,953	
Passed Through Department of Children and Families: Violence Against Women Formula Grant	16.588	LN825	17,424	
Violence Against Women Formula Grant	16.588	LN025	66,740	84,164
<u>DEPARTMENT OF TRANSPORTATION</u>				
Passed Through Florida Department of Transportation: State and Community Highway Safety - Teen Outreach	20.600	MC+08-10-03	15,814	
Alcohol Traffic Safety and Drunk Driving Incentive Grant	20.601	K8-08-06-14	31,707	
Passed Through Florida Department of Health: Safety Incentives to Prevent Operation of Motor Vehicles by Intoxicated Persons	20.605	FT-08-24-01	28,000	
Total Highway Safety Cluster				75,521
Highway Planning and Construction	20.205	403855-3-38-01, SFLT204	474,234	
Direct Assistance:				
Federal Transit Capital Investment Grants	20.500	FL-03-0281	80,635	
Federal Transit Capital Investment Grants	20.500	FL-04-8526	34,126	
Federal Transit Facilities Improvement	20.500	FL-03-0320	389,519	504,280
<b>TOTAL EXPENDITURES OF FEDERAL AWARDS</b>			<b>\$ 6,865,730</b>	

The accompanying notes are an integral part of this schedule.

**Putnam County, Florida**  
**Schedule of Expenditures of Federal Awards and State Financial Assistance**  
**For the Year Ended September 30, 2008**

<u>State Agency</u>	<u>CSFA Number</u>	<u>Contract Number</u>	<u>Expend- itures</u>	<u>Project Total</u>
<u>DEPARTMENT OF HEALTH</u>				
County Grant Awards – Emergency Medical Services	64.005	C7054	\$ 16,977	
Emergency Medical Services - Matching Awards	64.003	M7003	90,000	
<u>DEPARTMENT OF REVENUE</u>				
Digital Map Conversion Grant Program	73.023	P0084	26,754	
<u>DEPARTMENT OF MANAGEMENT SERVICES</u>				
Wireless 911 Emergency Telephone System	72.001	--	324,095	
Wireless 911 Emergency Telephone System	72.001	W911SR	120,392	444,487
<u>DEPARTMENT OF ENVIRONMENTAL PROTECTION</u>				
FRDAP - South Putnam Recreation Complex	37.017	F06075	168,568	
Small County Consolidated Grants	37.012	SC827	277,316	
Passed Through St Johns River Water Management District Water Protection and Sustainability Program	37.066	SKK33712,WPSP	3,005,904	
<u>DEPARTMENT OF AGRICULTURE AND CONSUMER SERVICES</u>				
Small County Technical Assistance Service	42.xxx		12,000	
Mosquito Control – State Aid	42.003	13065	37,488	
<u>DEPARTMENT OF COMMUNITY AFFAIRS</u>				
Emergency Management Programs	52.008	08-BG-24-04-64-01-218	105,806	
Florida Local Update of Census Addresses	52.038	08-DD-J3-04-64-01-023	22,187	
Growth Management Implementation	52.033	08-DR-90-04-64-01-004	100,000	
<u>FLORIDA HOUSING FINANCE CORPORATION</u>				
State Housing Initiatives Program	52.901	2005-2006	5,936	
State Housing Initiatives Program	52.901	2006-2007	168,634	
State Housing Initiatives Program	52.901	2007-2008	730,012	
State Housing Initiatives Program	52.901	2008-2009	171,318	1,075,900
Hurricane Housing Recovery Program	52.902	--	92,787	
<u>DEPARTMENT OF STATE AND SECRETARY OF STATE</u>				
Gates Foundation Public Access Computing Hardware	45.xxx	06-Gates-40	744	
State Aid to Libraries	45.030	07-ST-70	260,004	
<u>DEPARTMENT OF JUVENILE JUSTICE</u>				
Delinquency Prevention	80.029	X1402	59,838	
<u>DEPARTMENT OF TRANSPORTATION</u>				
County Incentive Grant Program - Turn Lane SR100 at 309c	55.008	210031-5-58-01	18,221	
County Incentive Grant Program - Turn Lane at SR115/US17	55.008	209970-4-58-01	2,288	20,509
Small County Outreach Program - East River Road	55.009	212241-2-58-01	108,806	
Small County Road Assistance Program – Federal Point	55.016	406819-7-58-01	175,951	
Small County Road Assistance Program - Cisco Road	55.016	417322-1-58-01	134,583	310,534
<b>TOTAL EXPENDITURES OF STATE FINANCIAL ASSISTANCE</b>			<b><u>\$ 6,236,609</u></b>	

The accompanying notes are an integral part of this schedule.



**Putnam County, Florida**  
**Notes to Schedule of Expenditures of Federal Awards and State Financial Assistance**  
**For the Year Ended September 30, 2008**

**NOTE 1 – BASIS OF PRESENTATION**

Expenditures generally represent allowable costs, determined in accordance with generally accepted accounting principles.

**Use of Estimates**

The preparation of financial statements in conformity with generally accepted accounting principles requires management to make various estimates. Actual results could differ from those estimates.

**NOTE 2 – SUBRECIPIENTS**

Of the federal expenditures presented in the schedule, Putnam County provided federal awards to Ride Solution, Inc. as follows:

<u>Program Title</u>	<u>CFDA Number</u>	<u>to Subrecipients</u>
Federal Transit Grants	20.500	<u>\$ 185,399</u>

The County did not provide state awards to subrecipients.



This Page  
Intentionally  
Left Blank

STATISTICAL  
SECTION

*Putnam County, Florida*

*Statistical Section*

*(Not Audited)*

*Fiscal Year Ended September 30, 2008*

**BOARD OF COUNTY COMMISSIONERS  
PUTNAM COUNTY, FLORIDA**

**STATISTICAL SECTION  
TABLE OF CONTENTS**

	<b>Illustrations</b>	<b>Page</b>
<b>Financial Trends</b>		
The data in the following schedules are presented to assist the reader in understanding and assessing the changes in Putnam County's (the County) financial position over a period of time.		
Net Assets by Component		S-3
Primary Government Net Assets	Figure A.1	S-3
Changes in Net Assets		S-4
Fund Balances, Governmental Funds		S-5
Total Unreserved Fund Balance to Total Fund Balance	Figure A.2	S-6
Unreserved General Fund Balance to General Fund Operating Revenue	Figure A.3	S-7
Changes in Fund Balances, Governmental Funds		S-8
<b>Revenue Capacity</b>		
Revenue capacity information is provided to enable the reader to assess the County's capacity for generating its own revenues.		
Taxable and Estimated Actual Value of Taxable Property		S-9
Assessed Real Property Values, by Function – Current & Nine Years Ago	Figure B.1	S-10
Taxable Assessed Value Per Capita	Figure B.2	S-11
Property Tax Rates – Direct and Overlapping Governments		S-12
Principal Taxpayers		S-13
Principal Taxpayers Current & Nine Years Ago	Figure B.3	S-13
Property Tax Levies and Collections		S-14
Tax Collections to Total Tax Levies	Figure B.4	S-14
<b>Debt Capacity</b>		
The information in the following tables is intended to assist the reader in making an analysis of the County's outstanding debt position and its ability to issue additional debt.		
Ratios of Outstanding Debt by Type		S-15
Ratios of Net General Bonded Debt Outstanding		S-16
Ratios of Total Outstanding Debt & Net General Bonded Debt Per Capita	Figure C.1	S-17
Direct and Overlapping Governmental Activities Debt		S-18
Legal Debt Margin		S-19
Pledged - Revenue Coverage		S-20
<b>Demographic and Economic Information</b>		
Demographic and economic indicators are expected to help the reader understand the socio-economic environment within which the County operates and assist financial statement comparison.		
Demographic Statistics		S-21
Employment, Unemployment, and Total Population – Countywide	Figure D.1	S-22
Taxable Sales to Annual Personal Income – Putnam County	Figure D.2	S-23
Principal Employers		S-24
Employment by Industry – Comparison of Current to Nine Years Ago	Figure D.3	S-25

**BOARD OF COUNTY COMMISSIONERS  
PUTNAM COUNTY, FLORIDA**

**STATISTICAL SECTION  
TABLE OF CONTENTS (Cont'd...)**

**Operating Information**

The following tables contain information regarding functional or programmatic resources and services that when coupled with financial information may assist the reader in assessing the County's economic condition.

**Illustrations**

**Page**

Full-Time Equivalent County Government Employees by Function		S-26
Operating Indicators by Function/Program		S-27
Transportation – Road Gradings	Figure E.1	S-28
Road Pavings/Resurfacings	Figure E.2	S-28
Public Works – Public Water Consumption	Figure E.3	S-29
Sheriff's Office – Comparison of Arrests to Violations	Figure E.4	S-29
Capital Asset Statistics by Function/Program		S-30

Sources and notes:

Unless otherwise indicated, the data that comprises the contents of this statistical section has been taken from the Comprehensive Annual Financial Reports of Putnam County, Florida.

The Governmental Accounting Standards Board (GASB) Statement Number 34 was implemented by the County in fiscal year ending September 30, 2003; therefore some tables will contain data for only the last six fiscal years.

**BOARD OF COUNTY COMMISSIONERS  
PUTNAM COUNTY, FLORIDA**

**NET ASSETS BY COMPONENT – LAST SIX FISCAL YEARS**  
(Accrual Basis of Accounting)

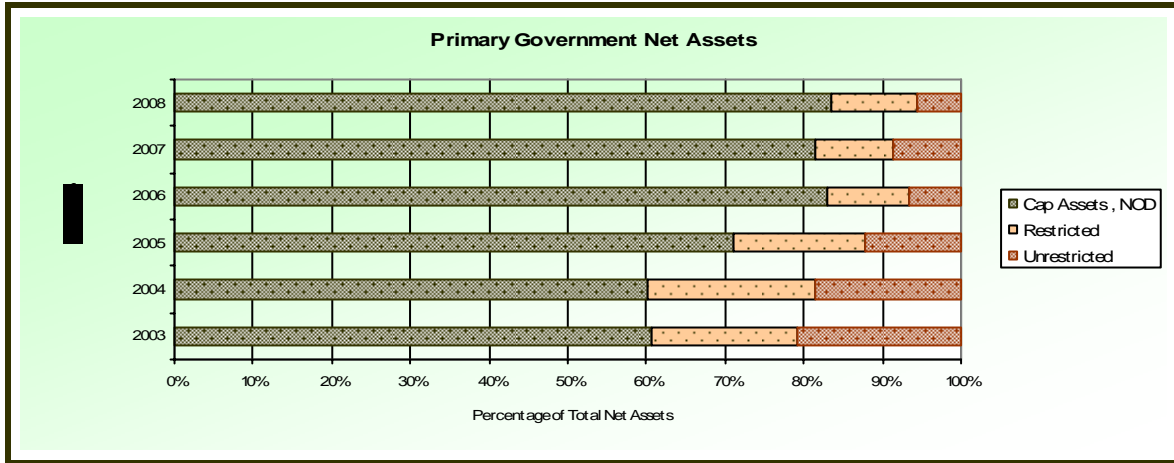


Figure A.1

	Fiscal Years Ending September 30 -----					
	2003	2004	2005	2006	2007	2008
<b>Governmental Activities</b>						
Invested in Capital Assets, Net of Related Debt	\$ 17,781,476	\$ 18,934,049	\$ 26,329,967	\$ 72,517,445	\$ 82,335,510	\$ 78,819,347
Restricted	8,132,877	10,777,129	9,044,555	10,503,980	11,718,054	13,690,695
Unrestricted	8,055,272	8,599,627	8,408,925	7,593,183	12,958,053	9,529,517
<b>Total Governmental Activities Net Assets</b>	<b>\$ 33,969,625</b>	<b>\$ 38,310,805</b>	<b>\$ 43,783,447</b>	<b>\$ 90,614,608</b>	<b>\$107,011,617</b>	<b>\$102,039,559</b>
<b>Business-Type Activities</b>						
Invested in Capital Assets, Net of Related Debt	\$ 8,744,616	\$ 11,545,145	\$ 11,777,388	\$ 11,465,124	\$ 13,168,496	\$ 26,297,935
Unrestricted	1,017,895	824,196	( 1,935,930)(1)	( 909,152)(1)	( 2,905,578)(1)	( 2,675,812)(1)
<b>Total Business-Type Activities Net Assets</b>	<b>\$ 9,762,511</b>	<b>\$ 12,369,341</b>	<b>\$ 9,841,458</b>	<b>\$ 10,555,972</b>	<b>\$ 10,262,918</b>	<b>\$ 23,622,123</b>
<b>Primary Government</b>						
Invested in Capital Assets, Net of Related Debt	\$ 26,526,092	\$ 30,479,194	\$ 38,107,355	\$ 83,982,569(2)	\$ 95,504,006	\$105,117,282
Restricted	8,132,877	10,777,129	9,044,555	10,503,980	11,718,054	13,690,695
Unrestricted	9,073,167	9,423,823	6,472,995	6,684,031	10,052,475	6,853,705
<b>Total Primary Government Net Assets</b>	<b>\$ 43,732,136</b>	<b>\$ 50,680,146</b>	<b>\$ 53,624,905</b>	<b>\$101,170,580</b>	<b>\$117,274,535</b>	<b>\$125,661,682</b>

Notes:

The data within the bordered area, immediately above is depicted in the graph at the top of this page. The unrestricted net assets represent that portion of the total that may be used to maintain services to the citizenry and obligations to creditors.

(1) The significant decreases in unrestricted net assets for Business-Type activities reported for fiscal years ended (FYE) 2005 through 2008 are largely attributable to revised engineering estimates of landfill long term care costs. Refer to page vii and ix of the *Management's Discussion and Analysis* for further discussion.

(2) Capital Assets Net of Related Debt increased significantly in fiscal year ended September 30, 2006 due primarily to the retroactive capitalization of infrastructure assets pursuant to Governmental Accounting Standards Board (GASB) Statement 34.

**BOARD OF COUNTY COMMISSIONERS  
PUTNAM COUNTY, FLORIDA**

**CHANGES IN NET ASSETS – LAST SIX FISCAL YEARS**  
(Accrual Basis of Accounting)

	Fiscal Year Ended September 30 -----					
	2003	2004	2005	2006	2007	2008
<b>Expenses</b>						
Governmental Activities:						
General Government	\$ 11,763,375	\$ 12,062,121	\$ 12,779,328	\$ 13,296,405	\$ 12,956,339	\$ 16,081,345
Public Safety	18,316,022	20,776,621	21,460,892	22,232,302	26,526,912	29,310,776
Physical Environment	279,649	427,324	388,229	579,000	723,732	431,209
Transportation	8,229,849	8,059,497	11,749,444	11,402,600	8,298,519	9,708,977
Economic Environment	1,817,081	2,234,127	1,864,763	1,785,538	5,340,613	1,938,559
Human Services	1,892,737	1,854,142	2,481,153	2,416,565	2,682,154	1,945,096
Culture and Recreation	1,212,045	1,874,680	1,559,073	1,862,991	2,329,061	2,326,242
Court Related	3,189,632	3,361,705	2,798,284	3,033,562	3,199,629	3,292,156
Interest on Long-Term Debt	310,798	222,606	218,423	317,374	653,098	1,053,154
<b>Total Governmental Activities Expenses</b>	<b>47,011,188</b>	<b>50,872,823</b>	<b>55,299,589</b>	<b>56,926,337</b>	<b>62,710,057</b>	<b>66,087,514</b>
Business-type Activities:						
Water and Wastewater System	123,657	132,328	142,722	122,487	117,273	126,763
Solid Waste	4,842,934	4,386,367	10,414,791	7,971,254	7,941,522	6,826,973
Port Authority	97,683	96,318	124,643	173,767	100,406	132,600
<b>Total Business-type Activities Expenses</b>	<b>5,064,274</b>	<b>4,615,013</b>	<b>10,682,156</b>	<b>8,267,508</b>	<b>8,159,201</b>	<b>7,086,336</b>
<b>Total Primary Government Expenses</b>	<b>\$ 52,075,462</b>	<b>\$ 55,487,836</b>	<b>\$ 65,981,745</b>	<b>\$ 65,193,845</b>	<b>\$ 70,869,258</b>	<b>\$ 73,173,850</b>
<b>Program Revenues</b>						
Governmental Activities:						
Charges for Services:						
General Government	\$ 4,146,302	\$ 4,495,132	\$ 4,369,449	\$ 4,326,151	\$ 4,433,688	\$ 4,409,907
Public Safety	3,449,934	3,728,377	4,014,064	4,409,005	4,258,725	4,064,473
Court Related	1,302,243	1,495,553	2,003,996	2,493,652	2,408,036	2,011,207
Other	1,351,782	1,518,447	1,739,997	1,684,541	1,334,097	1,236,842
Operating Grants and Contributions	4,755,970	5,335,505	5,526,125	6,106,925	5,506,260	4,688,946
Capital Grants and Contributions	4,059,742	1,405,152	2,777,371	5,826,144	6,739,571	6,317,883
<b>Total Governmental Activities Program Revenues</b>	<b>19,065,973</b>	<b>17,978,166</b>	<b>20,431,002</b>	<b>24,846,418</b>	<b>24,680,377</b>	<b>22,729,258</b>
Business-type Activities:						
Charges for Services:						
Water and Wastewater System	53,480	49,506	56,665	52,475	57,967	54,395
Solid Waste	5,692,802	6,094,628	5,889,582	6,031,090	6,397,827	6,195,938
Port Authority	52,776	48,806	97,329	104,030	134,991	128,884
Operating Grants and Contributions	254,680	304,072	1,353,155	1,685,684	191,176	582,555
<b>Total Business-type Activities Program Revenues</b>	<b>6,053,738</b>	<b>6,497,012</b>	<b>7,396,731</b>	<b>7,873,279</b>	<b>6,781,961</b>	<b>6,961,772</b>
<b>Total Primary Government Program Revenues</b>	<b>\$ 25,119,711</b>	<b>\$ 24,475,178</b>	<b>\$ 27,827,733</b>	<b>\$ 32,719,697</b>	<b>\$ 31,462,338</b>	<b>\$ 29,691,030</b>
<b>Net (Expense)/Revenue</b>						
Governmental Activities	(\$ 27,945,215)	(\$ 32,894,657)	(\$ 34,868,587)	(\$ 32,079,919)	(\$ 38,029,680)	(\$ 43,358,256)
Business-type Activities	989,464	1,881,999	( 3,285,425)	( 394,229)	( 1,377,240)	( 124,564)
<b>Total Primary Government Net Expense</b>	<b>(\$ 26,955,751)</b>	<b>(\$ 31,012,658)</b>	<b>(\$ 38,154,012)</b>	<b>(\$ 32,474,148)</b>	<b>(\$ 39,406,920)</b>	<b>(\$ 43,482,820)</b>
<b>General Revenues and Other Changes in Net Assets</b>						
Governmental Activities:						
Taxes:						
Property Taxes	\$ 21,656,001	\$ 25,129,686	\$ 27,273,945	\$ 29,935,184	\$ 38,956,651	\$ 37,130,894
Sales Taxes and Other State Shared Revenue	4,336,799	4,531,451	4,824,434	5,261,062	5,438,927	4,992,856
Local Infrastructure Surtax	3,003,379	4,417,277	4,834,232	5,584,987	5,279,106	4,714,955
Other Taxes	2,386,291	2,454,833	2,628,964	2,648,666	2,633,438	2,541,817
Investment Earnings	462,325	352,215	774,652	1,429,292	2,066,319	1,675,647
Gain (Loss) on Sale of Capital Assets	63,262	409,750	43,027	48,938	-	-
Miscellaneous	1,809,961	495,442	611,999	537,264	529,489	472,549
Transfers	( 3,228,038)	( 554,817)	( 650,024)	( 325,510)	( 477,241)	( 13,142,520)
<b>Total Governmental Activities</b>	<b>30,489,980</b>	<b>37,235,837</b>	<b>40,341,229</b>	<b>45,119,883</b>	<b>54,426,689</b>	<b>38,386,198</b>
Business-type Activities:						
Investment Earnings	76,352	39,914	73,594	393,740	439,241	227,221
Gain (Loss) on Sale of Capital Assets	( 28,292)	128,628	21,655	386,746	158,580	107,353
Miscellaneous	6,949	1,472	12,269	2,747	9,124	6,675
Transfers	3,228,038	554,817	650,024	325,510	477,241	13,142,520
<b>Total Business-type Activities</b>	<b>3,283,047</b>	<b>724,831</b>	<b>757,542</b>	<b>1,108,743</b>	<b>1,084,186</b>	<b>13,483,769</b>
<b>Total Primary Government</b>	<b>\$ 33,773,027</b>	<b>\$ 37,960,668</b>	<b>\$ 41,098,771</b>	<b>\$ 46,228,626</b>	<b>\$ 55,510,875</b>	<b>\$ 51,869,967</b>
<b>Changes in Net Assets</b>						
Governmental Activities	\$ 2,544,765	\$ 4,341,180	\$ 5,472,642	\$ 13,039,964	\$ 16,397,009	(\$ 4,972,058)
Business-type Activities	4,272,511	2,606,830	( 2,527,883)	714,514	( 293,054)	13,359,205
<b>Total Primary Government</b>	<b>\$ 6,817,276</b>	<b>\$ 6,948,010</b>	<b>\$ 2,944,759</b>	<b>\$ 13,754,478</b>	<b>\$ 16,103,955</b>	<b>\$ 8,387,147</b>

Note: See pages vi and vii of *Management's Discussion and Analysis* for further information.



**BOARD OF COUNTY COMMISSIONERS  
PUTNAM COUNTY, FLORIDA**

**FUND BALANCES, GOVERNMENTAL FUNDS  
LAST TEN FISCAL YEARS  
(Modified Accrual Basis of Accounting)**

	Fiscal Years Ended September 30 -----									
	1999	2000	2001	2002	2003	2004	2005	2006	2007	2008
General Fund										
Reserved	\$ 46,922	\$ 51,022	\$ 52,655	\$ 52,655	\$ 72,188	\$ 78,276	\$ 63,453	\$ 54,507	\$ 43,492	\$ 59,524
Unreserved	6,478,534	3,902,652	3,130,249	4,200,294	4,630,917	5,295,496	6,805,123	6,906,964	12,130,607	9,712,529
Total General Fund	<u>\$ 6,525,456</u>	<u>\$ 3,953,674</u>	<u>\$ 3,182,904</u>	<u>\$ 4,252,566</u>	<u>\$ 4,703,105</u>	<u>\$ 5,373,772</u>	<u>\$ 6,868,576</u>	<u>\$ 6,961,471</u>	<u>\$ 12,174,099</u>	<u>\$ 9,772,053</u>
All Other Governmental Funds										
Reserved	\$ 1,512,394	\$ 1,729,535	\$ 2,051,178	\$ 2,196,857	\$ 2,369,334	\$ 1,730,489	\$ 1,170,482	\$ 1,048,960	\$ 1,287,860	\$ 7,369,971
Unreserved, reported in:										
Special Revenue Funds	6,979,174	6,428,393	6,720,130	6,667,150	8,168,224	7,591,389	9,285,550	11,783,920	11,764,335	6,755,478
Debt Service Funds	1,073,637	1,005,765	878,778	657,672	404,511	273,015	607,673	704,958	581,812	426,547
Capital Projects Funds	2,024,741	1,780,673	1,991,195	896,907	544,281	4,529,231	1,506,495	( 3,333,764) (1)	( 1,964,975) (1)	70,375
Total All Other Governmental Funds	<u>\$11,589,946</u>	<u>\$10,944,366</u>	<u>\$11,641,281</u>	<u>\$10,418,586</u>	<u>\$11,486,350</u>	<u>\$14,124,124</u>	<u>\$12,570,200</u>	<u>\$ 10,204,074</u>	<u>\$ 11,669,032</u>	<u>\$ 14,622,371</u>

Notes:

(1)The Capital Projects Funds totals represent activities of the Capital Projects Fund, the Road Projects Fund and the Better Place Plan Fund. Deficit balances in the Capital Projects and Road Projects funds are subject to elimination by transfers from the General Fund, while Better Place Plan fund deficits are subject to elimination by revenues received from the one cent surtax or debt issuance. Refer to Note 12 of the *Notes to Financial Statements* for further information.

Unreserved General Fund balance averaged \$6,319,337 for the past ten fiscal years, while Total Unreserved Fund Balance averaged \$15,999,664. See page S-6, Figure A.2, for a comparison of Total Unreserved Fund Balance to Total Fund Balance for the above years.

Additional fund statement information may be located on page iii, ix, and x of *Management's Discussion and Analysis*.

**BOARD OF COUNTY COMMISSIONERS  
PUTNAM COUNTY, FLORIDA**

**TOTAL UNRESERVED FUND BALANCE TO TOTAL FUND BALANCE, GOVERNMENTAL FUNDS  
LAST TEN FISCAL YEARS**

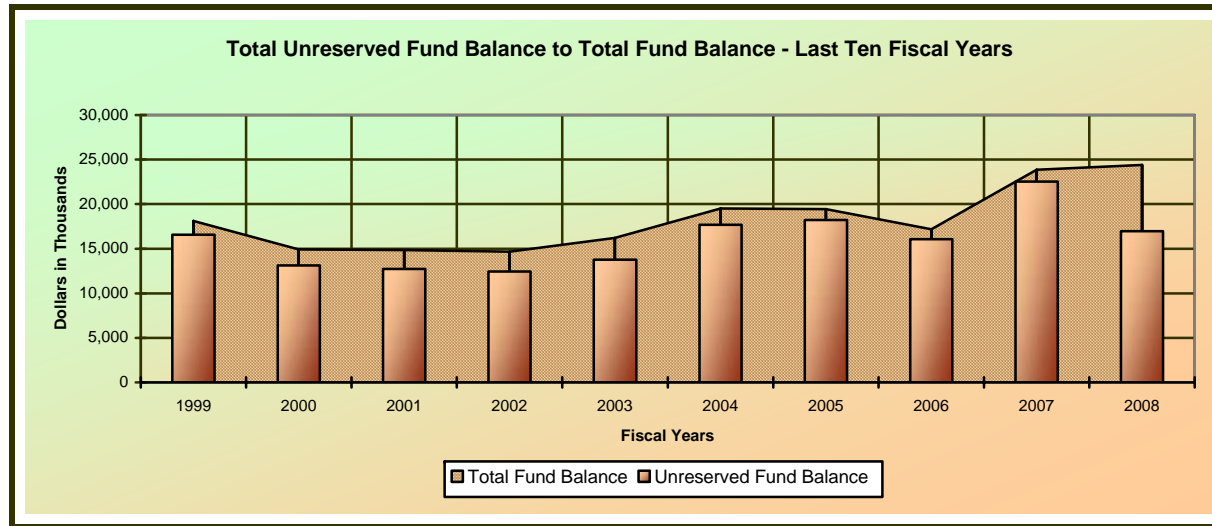


Figure A.2

	Fiscal Years Ended September 30 -----									
	1999	2000	2001	2002	2003	2004	2005	2006	2007	2008
<b>Total Unreserved Fund Balance</b>	\$16,556,086	\$13,117,483	\$12,720,352	\$12,422,023	\$13,747,933	\$17,689,131	\$18,204,841	\$16,062,078	\$22,511,779	\$16,964,929
<b>Total Fund Balance</b>	\$18,115,402	\$14,898,040	\$14,824,185	\$14,671,152	\$16,189,455	\$19,497,896	\$19,438,776	\$17,165,545	\$23,843,131	\$24,394,424

Note: Data for Figure A.2 has been derived from information given on page S-5.

**BOARD OF COUNTY COMMISSIONERS  
PUTNAM COUNTY, FLORIDA**

**UNRESERVED GENERAL FUND BALANCE TO GENERAL FUND OPERATING REVENUE  
LAST TEN FISCAL YEARS**

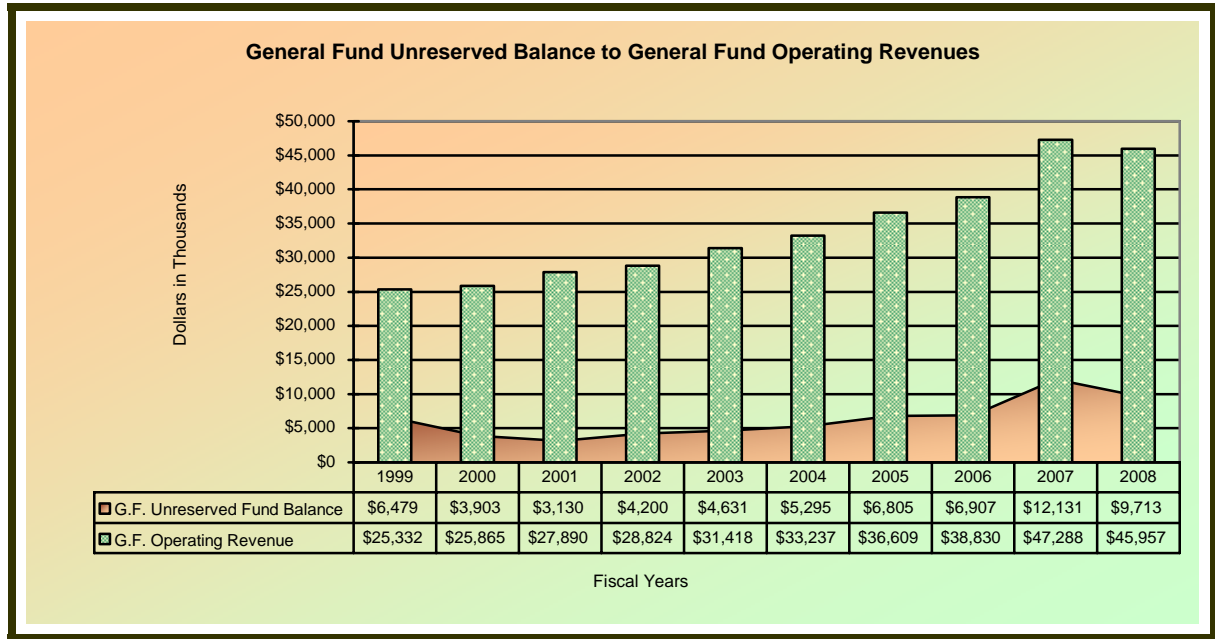


Figure A.3

Notes:

Amounts reported above for General Fund Unreserved Fund Balance and General Fund Operating Revenue are rounded in thousands of dollars and may be located on page S-5 of this Statistical Section and page 5 of the current and prior years Financial Statements, respectively.

Fund balance generally denotes financial resources available in the governmental fund. Unreserved fund balance may serve as a measure of those funds that are available for spending. It is necessary that governments maintain adequate levels of fund balance to anticipate revenue shortfalls or contingencies that may significantly impact a government’s financial condition (i.e. natural disasters, etc.). Consequently, the Governmental Finance Officers Association (GFOA) has set forth a recommendation that local governments maintain a minimum unreserved general fund balance equal to 5% to 15% of their normal general fund operating revenues, or no less than 1 to 2 months of their normal general fund operating expenditures. Additionally, as recommended by the GFOA, the Putnam County Board of County Commissioners (PCBOCC) has established a formal written policy requiring that an unreserved fund balance in the general fund be maintained at a level not less than 10% of total general fund revenues, excluding transfers and other financing sources.

The percentage of General Fund Unreserved Balance to General Fund Operating Revenues for the past ten fiscal years ranged from a low of 11.2% in fiscal year 2001 to a high of 25.7% reported in fiscal year 2007. These percentages meet the specified parameters for all ten years.

**BOARD OF COUNTY COMMISSIONERS  
PUTNAM COUNTY, FLORIDA**

**CHANGES IN FUND BALANCES, GOVERNMENTAL FUNDS – LAST TEN FISCAL YEARS  
(Modified Accrual Basis of Accounting)**

	<b>Fiscal Years Ended September 30</b>									
	<b>1999</b>	<b>2000</b>	<b>2001</b>	<b>2002</b>	<b>2003</b>	<b>2004</b>	<b>2005</b>	<b>2006</b>	<b>2007</b>	<b>2008</b>
<b>Revenues</b>										
Taxes	\$ 20,783,389	\$ 21,090,038	\$ 22,461,673	\$ 22,999,680	\$ 26,965,513	\$ 31,924,959	\$ 34,641,141	\$ 38,070,859	\$ 46,779,444	\$ 44,355,656
Licenses and Permits	419,227	470,630	447,223	482,749	521,791	728,538	905,617	944,784	936,486	601,592
Charges for Services	5,490,197	5,519,559	6,022,809	6,125,416	6,862,602	7,458,566	8,063,824	8,633,406	8,536,015	8,371,316
Fines and Forfeitures	636,613	613,171	570,140	640,887	721,856	835,834	1,044,400	713,015	830,275	828,851
Intergovernmental	9,268,566	10,066,037	11,809,126	12,059,050	12,030,862	10,725,004	12,871,620	17,088,304	17,474,930	15,271,255
Other	3,442,831	3,267,341	3,050,905	2,486,306	4,247,164	2,518,403	3,545,798	3,745,735	3,963,179	3,884,741
<b>Total Revenues</b>	<b>\$ 40,040,823</b>	<b>\$ 41,026,776</b>	<b>\$ 44,361,876</b>	<b>\$ 44,794,088</b>	<b>\$ 51,349,788</b>	<b>\$ 54,191,304</b>	<b>\$ 61,072,400</b>	<b>\$ 69,196,103</b>	<b>78,520,329</b>	<b>\$ 73,313,411</b>
<b>Expenditures</b>										
General Government	\$ 9,222,605	\$ 9,269,769	\$ 11,445,328	\$ 11,440,430	\$ 11,800,838	\$ 11,601,616	\$ 12,844,452	\$ 15,008,190	15,520,852	\$ 20,888,844
Public Safety	14,233,954	16,238,895	16,043,451	17,895,838	19,366,157	20,178,588	23,540,794	24,415,173	25,995,056	27,052,878
Physical Environment	581,153	936,626	2,080,158	749,172	632,378	960,313	1,009,370	995,783	1,341,970	13,644,704
Transportation	3,997,887	4,786,535	5,235,386	4,583,302	4,678,662	5,678,591	9,072,104	7,702,343	6,968,726	6,978,886
Economic Environment	785,148	3,955,893	662,243	1,110,206	1,797,381	2,231,927	1,933,303	1,785,454	2,872,285	1,935,904
Human Services	1,958,818	2,331,051	2,226,894	1,945,035	1,891,999	1,927,356	2,332,729	1,928,952	2,372,291	1,928,002
Culture and Recreation	1,055,584	1,180,585	1,118,284	1,143,012	1,101,139	1,372,922	1,423,626	1,758,738	2,201,639	1,966,155
Court Related	2,579,212	2,540,798	3,096,734	3,011,021	3,171,771	3,302,128	2,805,914	3,009,710	3,148,089	3,231,596
Capital Outlay	1,622,407	1,041,645	826,467	3,255,228	4,006,734	3,797,483	9,057,166	14,198,442	19,534,431	6,784,516
Debt Service										
Principal Retirement	1,600,970	1,621,820	1,654,311	1,819,694	1,883,533	1,868,887	1,397,435	1,222,416	2,226,399	2,220,948
Interest and Fiscal Charges	500,273	444,145	388,813	359,630	310,798	222,606	218,423	317,374	521,696	852,098
<b>Total Expenditures</b>	<b>\$ 38,138,011</b>	<b>\$ 44,347,762</b>	<b>\$ 44,778,069</b>	<b>\$47,312,568</b>	<b>\$ 50,641,390</b>	<b>\$ 53,142,417</b>	<b>\$ 65,635,316</b>	<b>\$ 72,342,575</b>	<b>82,703,434</b>	<b>87,484,531</b>
<b>Excess of Revenues Over (Under) Expenditures</b>	<b>\$ 1,902,812</b>	<b>(\$ 3,320,986)</b>	<b>(\$ 416,193)</b>	<b>(\$ 2,518,480)</b>	<b>\$ 708,398</b>	<b>\$ 1,048,887</b>	<b>(\$ 4,562,916)</b>	<b>(\$ 3,146,472)</b>	<b>(\$ 4,183,105)</b>	<b>(\$ 14,171,120)</b>
<b>Other Financing Sources (Uses)</b>										
Proceeds from Borrowing	\$ 874,155	\$ 594,741	\$ 373,616	\$ 2,520,341	\$ 290,527	\$ 1,743,204	\$ 3,256,000	-	\$ 10,026,449	\$ 14,032,728
Proceeds from Refunding	-	-	-	-	-	-	-	-	-	-
Payments to Escrow Agent	-	-	-	-	-	-	-	-	-	-
Sale of Capital Assets	-	-	-	-	-	522,370	211,500	58,623	76,607	-
Capital Leases	-	-	-	-	242,140	114,000	1,217,611	1,052,263	888,000	808,937
Transfers In	17,846,610	19,947,863	17,704,293	18,751,658	17,980,327	18,981,945	19,534,446	21,371,970	24,099,303	24,168,695
Transfers Out	( 18,349,803)	( 20,438,980)	( 18,188,511)	( 18,906,452)	( 18,147,597)	( 19,101,965)	( 19,715,761)	( 21,609,615)	( 24,229,668)	( 24,287,947)
<b>Total Other Financing Sources (Uses)</b>	<b>370,962</b>	<b>103,624</b>	<b>( 110,602)</b>	<b>2,365,547</b>	<b>365,397</b>	<b>2,259,554</b>	<b>4,503,796</b>	<b>873,241</b>	<b>\$ 10,860,691</b>	<b>\$ 14,722,413</b>
<b>Net Change in Fund Balances</b>	<b>\$ 2,273,774</b>	<b>(\$ 3,217,362)</b>	<b>(\$ 526,795)</b>	<b>(\$ 152,933)</b>	<b>\$ 1,073,795</b>	<b>\$ 3,308,441</b>	<b>(\$ 59,120)</b>	<b>(\$ 2,273,231)</b>	<b>\$ 6,677,586</b>	<b>\$ 551,293</b>
<b>Debt Service as a Percentage of Non-capital Expenditures</b>	<b>5.95%</b>	<b>5.12%</b>	<b>5.06%</b>	<b>4.91%</b>	<b>4.68%</b>	<b>4.26%</b>	<b>3.06%</b>	<b>2.92%</b>	<b>4.74%</b>	<b>4.20%</b>

**BOARD OF COUNTY COMMISSIONERS  
PUTNAM COUNTY, FLORIDA**

**TAXABLE AND ESTIMATED ACTUAL VALUE OF TAXABLE PROPERTY  
LAST TEN FISCAL YEARS  
(In Thousands of Dollars)**

Fiscal Years	Real Property----	-----	-----	-----	-----	Less Tax – Exempt Property	Personal Property	Total Taxable Assessed Value (3)	Total Direct Tax Rate	Estimated Actual Value	Total Taxable Assessed Value as a Percentage of Estimated Actual Value
	Residential	Commercial	Industrial	Other(1)	Adjustments (2)						
1999	1,399,855	169,674	81,170	653,324	( 192,430)	( 762,407)	830,273	2,179,459	8.4000	3,494,429	62.370%
2000	1,467,200	183,674	86,816	674,267	( 206,407)	( 787,261)	825,354	2,243,643	8.4000	3,596,070	62.392%
2001	1,547,124	190,392	87,797	693,859	( 223,575)	( 811,039)	822,948	2,307,506	8.8000	3,726,271	61.925%
2002	1,639,605	201,390	136,335	740,982	( 256,472)	( 861,308)	830,006	2,430,538	8.8000	4,000,103	60.762%
2003	1,777,311	227,394	139,820	790,056	( 299,231)	( 920,304)	824,128	2,539,174	8.8000	4,280,371	59.321%
2004	1,920,374	246,776	141,977	857,083	( 357,964)	( 967,744)	797,350	2,637,852	9.2000	4,480,224	58.878%
2005	2,147,954	267,389	166,748	927,233	( 462,985)	(1,021,574)	787,349	2,812,114	9.2000	4,821,291	58.327%
2006	2,590,133	306,864	179,493	1,014,378	( 652,769)	(1,078,737)	794,649	3,154,012	9.2000	5,401,459	58.392%
2007	3,570,960	337,431	193,584	1,324,706	(1,116,293)	(1,209,315)	810,059	3,911,132	9.2000	6,824,314	57.312%
2008	4,005,411	350,694	156,853	1,567,880	(1,409,020)	(1,325,739)	823,619	4,169,698	8.5765	7,533,900	55.346%

Real and tangible personal property are assessed on January 1 of each year.

Florida Statutes (F.S.) governs the procedures for establishing and increasing millage rates. The Board of County Commissioners sets the millage rates (F.S. 200.011 & 200.065). Millage rates levied by counties may not exceed 10.0 mills except by vote of the county's qualified electors (F.S. 200.071). Such voted levies are limited for periods not to exceed two (2) years (F.S. 200.091).

(1) Other (Real Property) includes centrally assessed property values, i.e. railroad tracks, water easements, etc, which are assessed by the State of Florida, rather than the County.

(2) Adjustments are various due to classifications, caps, etc., pursuant to Florida Statutes 193.114(2)(d), 193.155, 193.461, 193.501 and 193.502(7).

(3) Total Taxable Assessed Value is net of stipulated adjustments and tax exemptions.

Sources:

Putnam County Property Appraiser – Forms DR-403PC and DR-403AC.

Tax rates are per \$1,000 of assessed value and are taken from Forms DR-422.

**BOARD OF COUNTY COMMISSIONERS  
PUTNAM COUNTY, FLORIDA**

**ASSESSED REAL PROPERTY VALUES, BY FUNCTION – CURRENT & NINE YEARS AGO**

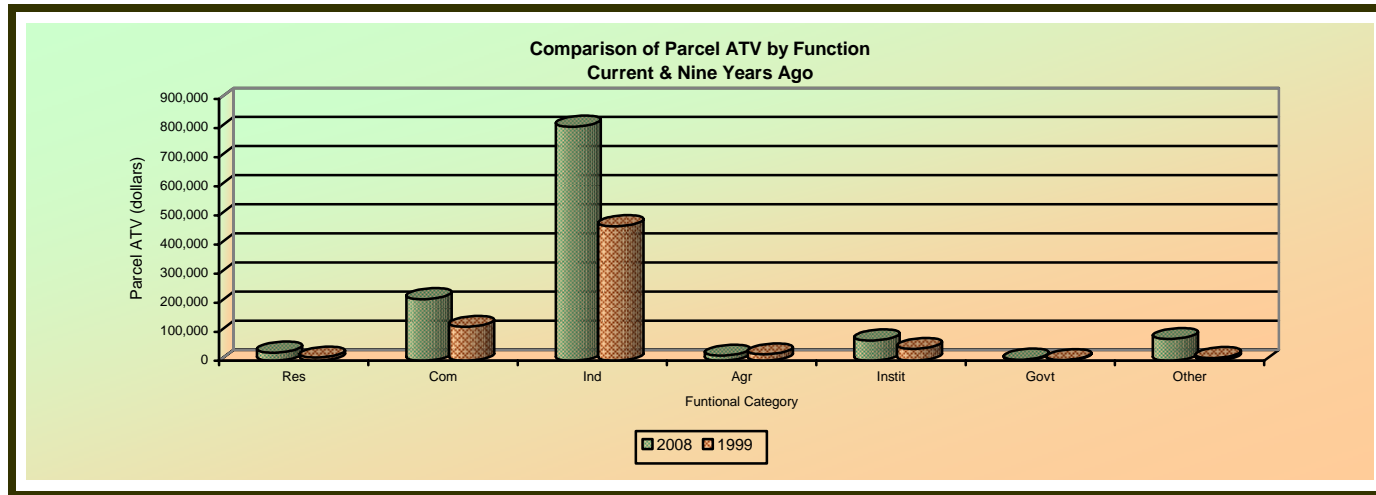


Figure B.1

<u>Real Property Function</u>	2008					1999				
	Taxable Values	Total Taxable Value %	Number of Parcels	Total Parcels %	Parcel ATV	Taxable Values	Total Taxable Value %	Number of Parcels	Total Parcels %	Parcel ATV
Residential	\$2,536,276,733	76.1%	89,187	90.1%	\$28,438	\$889,990,782	66.6%	79,021	81.0%	\$11,263
Commercial	326,061,902	9.8%	1,537	1.5%	212,142	163,510,254	12.2%	1,397	1.4%	117,044
Industrial	147,286,329	4.4%	183	0.2%	804,843	79,069,732	5.9%	171	0.2%	462,396
Agricultural	65,071,823	2.0%	3,665	3.7%	17,755	62,017,797	4.7%	2,814	2.9%	22,039
Institutional	31,895,667	1.0%	456	0.4%	69,947	18,468,967	1.4%	449	0.4%	41,134
Governmental	4,305,614	0.1%	1,083	1.1%	3,976	1,622,478	0.1%	727	0.8%	2,232
Other	219,980,189	6.6%	2,934	3.0%	74,976	121,558,963	9.1%	12,940	13.3%	9,394
<b>Totals</b>	<b>\$3,330,878,257</b>	<b>100.0%</b>	<b>99,045</b>	<b>100.0%</b>	<b>\$33,630</b>	<b>\$1,336,238,973</b>	<b>100.0%</b>	<b>97,519</b>	<b>100.0%</b>	<b>\$13,702</b>

Sources: Forms DR-403AC, Putnam County Property Appraiser

**Note:**

The above table reflects assessed taxable values for real property, only, net of adjustments and exemptions. Taxable Values, as shown, do not include personal property and centrally Assessed Property. ATV is average taxable value. Centrally Assessed Property was valued at \$15,200,903 (tax roll 2007) and \$12,946,362 (tax roll 1998). Average Taxable Values of parcels by function, as shown in the tables immediately above, are depicted in the graph shown as Figure B.1. The graph presents a comparison of the relative changes in real property taxable values as assessed for collections in fiscal years current and nine years ago. The changes in the number of parcels are understood to be, generally, the result of actions initiated by citizens who desire to either split or combine parcels held.

**BOARD OF COUNTY COMMISSIONERS  
PUTNAM COUNTY, FLORIDA**

**TAXABLE ASSESSED VALUES PER CAPITA  
LAST TEN FISCAL YEARS**

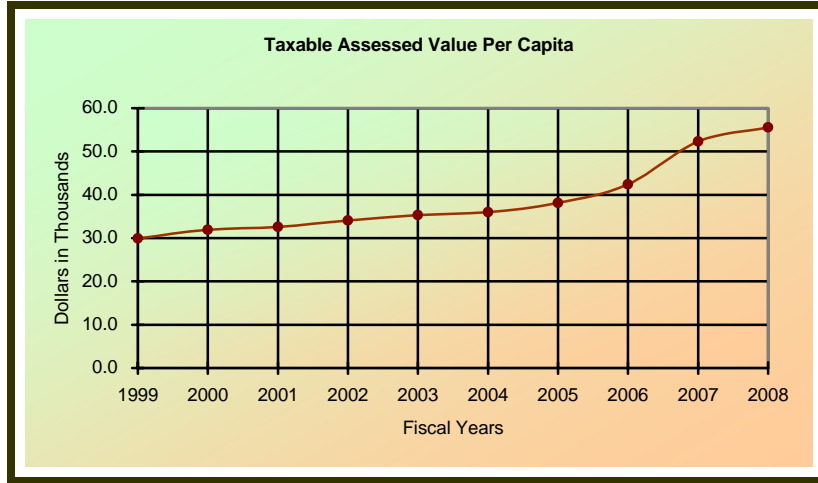


Figure B.2

<b>Fiscal Year</b>	<b>Property Tax Assessed Values</b>	<b>Population</b>	<b>Assessed Value Per Capita</b>
1999	2,179,458,725	72,883	29,904
2000	2,243,642,871	70,423	31,860
2001	2,307,505,671	70,820	32,583
2002	2,430,537,862	71,329	34,075
2003	2,539,182,848	71,971	35,281
2004	2,637,852,017	73,226	36,023
2005	2,812,114,462	73,764	38,123
2006	3,154,011,750	74,416	42,384
2007	3,911,132,269	74,799	52,289
2008	4,169,698,449	74,989	55,604

Sources:

Assessed values for property tax were taken from Forms DR-403AC, Putnam County Property Appraiser's Office (rounded values may be seen on page S-9). These assessed values include all types of property.

Population figures are found on page S-21.

**BOARD OF COUNTY COMMISSIONERS  
PUTNAM COUNTY, FLORIDA**

**PROPERTY TAX RATES – DIRECT AND OVERLAPPING GOVERNMENTS  
LAST TEN FISCAL YEARS  
(Per \$1,000 of Taxable Value)**

	<b>Fiscal Years -----</b>									
	<b>1999</b>	<b>2000</b>	<b>2001</b>	<b>2002</b>	<b>2003</b>	<b>2004</b>	<b>2005</b>	<b>2006</b>	<b>2007</b>	<b>2008</b>
<b><u>Governmental Entity</u></b>										
<b>Board of County Commissioners</b>										
General Fund	8.4000	8.4000	8.8000	8.8000	8.8000	9.2000	9.2000	9.2000	9.2000	8.5765
Total General County	8.4000	8.4000	8.8000	8.8000	8.8000	9.2000	9.2000	9.2000	9.2000	8.5765
<b>School Board Operations</b>										
General Fund	7.1280	6.9670	6.8270	6.6840	6.6440	6.4660	6.3100	5.9340	5.7740	5.4940
Bond/Debt/Capital Outlay	2.9700	2.9240	2.9110	2.8700	2.7600	2.8000	2.8000	2.6000	2.5000	2.0000
Total School Board	10.0980	9.8910	9.7380	9.5540	9.4040	9.2660	9.1100	8.5340	8.2740	7.4940
<b>Total County-wide</b>	<b>18.4980</b>	<b>18.2910</b>	<b>18.5380</b>	<b>18.3540</b>	<b>18.2040</b>	<b>18.4660</b>	<b>18.3100</b>	<b>17.7340</b>	<b>17.4740</b>	<b>16.0710</b>
<b>Special Districts</b>										
Fire Taxing Unit	0.5000	0.5000	0.5000	0.5000	0.5000	0.8000	0.8000	0.8000	0.8000	0.7425
West Putnam MSTU	3.0000	3.0000	3.0000	0.0000	0.0000	0.0000	0.0000	0.0000	0.0000	0.0000
St. Johns River Water Management District	0.4820	0.4820	0.4720	0.4620	0.4620	0.4620	0.4620	0.4620	0.4620	0.4158
Suwanee River Water Management District	0.4910	0.4910	0.4910	0.4910	0.4910	0.4910	0.4910	0.4910	0.4910	0.4399
<b>Municipalities</b>										
Crescent City	8.2500	8.2500	8.2500	8.2500	8.2500	9.0000	9.0000	8.9000	8.8000	8.1723
Interlachen	7.5000	7.5000	7.5000	8.0000	8.0000	8.0000	7.9500	8.5000	8.5000	8.5000
Palatka	7.2130	7.0420	6.9070	7.3000	7.8000	8.0000	8.0000	8.6500	8.6500	8.5000
Pomona Park	5.6880	5.4310	5.2890	6.2890	7.2890	7.3050	7.4710	6.4040	5.6540	4.7737
Welaka	5.0000	5.0000	5.0000	7.0000	6.7000	6.7000	6.7000	6.7000	6.3000	5.5050

Source: County Budget Office Fiscal Year Reports.



**BOARD OF COUNTY COMMISSIONERS  
PUTNAM COUNTY, FLORIDA**

**PRINCIPAL TAXPAYERS  
CURRENT AND NINE YEARS AGO**

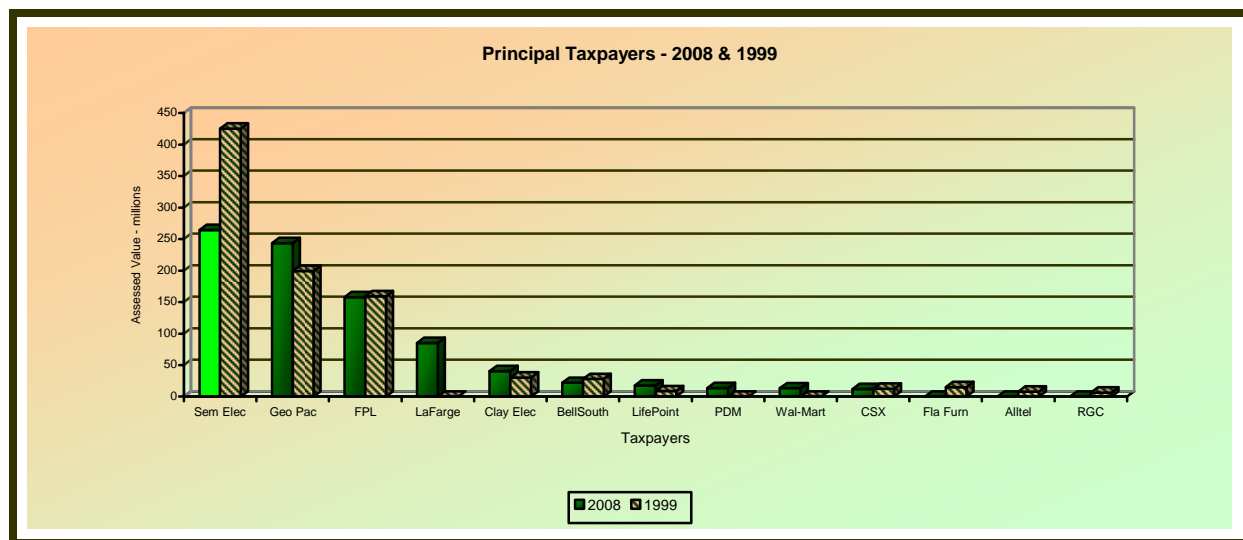


Figure B.3

<u>Taxpayer</u>	<b>2008</b>			<b>1999</b>		
	<b>Taxable Assessed Value (1)</b>	<b>Rank</b>	<b>Total Assessed Value (%)</b>	<b>Taxable Assessed Value (2)</b>	<b>Rank</b>	<b>Total Assessed Value (%)</b>
Seminole Electric	\$264,164,463	1	6.3%	\$425,209,101	1	19.5%
Georgia-Pacific Corporation	243,543,367	2	5.9%	199,230,184	2	9.1%
Florida Power & Light	157,762,750	3	3.8%	159,375,493	3	7.3%
LaFarge Gypsum Corporation	84,996,320	4	2.0%			
Clay Electric Cooperative	40,361,745	5	1.0%	30,383,398	4	1.4%
BellSouth Telecommunications	21,868,827	6	0.5%	27,951,432	5	1.3%
Lifepoint Hospitals, Inc.	17,426,730	7	0.4%	8,690,651	8	0.4%
PDM Bridge, Inc.	13,698,813	8	0.3%			
Wal-Mart Stores East, Inc.	13,302,600	9	0.3%			
CSX Transportation	11,923,019	10	0.3%	12,603,488	7	0.6%
Florida Furniture Industries				15,037,048	6	0.7%
Alltel Florida, Inc.				7,875,395	9	0.4%
RGC (USA) Mineral Sands				6,215,107	10	0.3%
All Others	<u>3,300,649,815</u>		<u>79.2%</u>	<u>1,286,887,428</u>		<u>59.0%</u>
Totals	<u>\$4,169,698,449</u>		<u>100.0%</u>	<u>\$2,179,458,725</u>		<u>100.0%</u>

Sources:  
Putnam County Property Appraiser – (1) 2007 Final Taxroll; (2) 1998 Final Taxroll

Notes:  
Taxable Assessed Value includes real, tangible personal and centrally assessed properties. Consequently, significant changes in assessed values over the ten year period may be the results of property additions, deletions, as well as just normal business attrition.

Percentages are a function of Taxable Assessed Value / Total Taxable Assessed Value for the given year.

**BOARD OF COUNTY COMMISSIONERS  
PUTNAM COUNTY, FLORIDA**

**PROPERTY TAX LEVIES AND COLLECTIONS  
LAST TEN FISCAL YEARS**

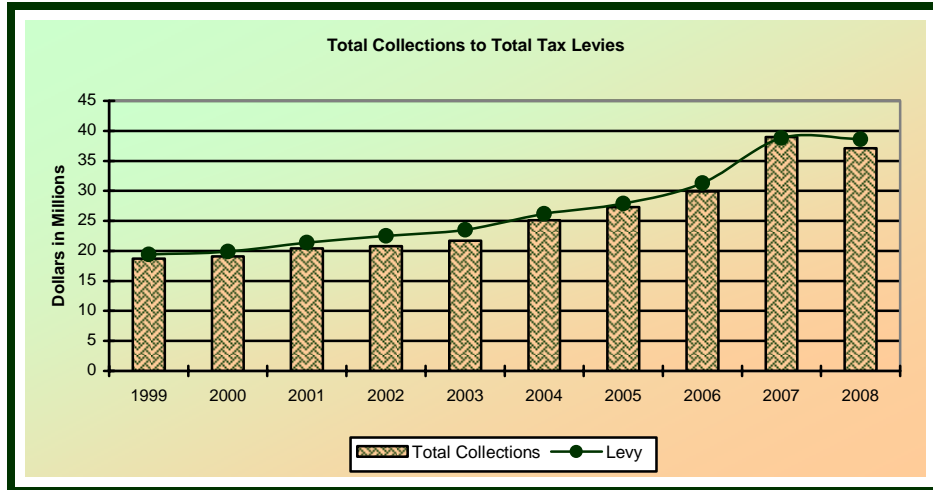


Figure B.4

Fiscal Year	Total Tax Levy	Current Fiscal Year Collections	Percentage of Levy	Delinquent Collections	Total Collections	Percentage of Levy
1999	19,355,324	18,600,876	96.10%	125,079	18,725,955	96.75%
2000	19,923,701	18,930,256	95.01%	164,136	19,094,392	95.84%
2001	21,409,254	20,172,205	94.22%	254,299	20,426,504	95.41%
2002	22,481,475	20,588,216	91.58%	235,393	20,823,609	92.63%
2003	23,485,081	21,383,765	91.05%	272,236	21,656,001	92.21%
2004	26,151,575	24,768,865	94.71%	360,821	25,129,686	96.09%
2005	27,877,586	26,163,323	93.85%	1,110,621 (1)	27,273,944	97.83%
2006	31,250,659	29,278,397	93.69%	656,787	29,935,184	95.79%
2007	38,801,345	38,848,336 (2)	100.00%	108,315	38,956,651	100.00%
2008	38,558,366	36,918,496	95.75%	212,398	37,130,894	96.30%

Notes:

(1) The significant increase in these collections seems largely attributable to an increase in the closings of real property sales, necessitating the payment of delinquent taxes.

(2) Tax collections approximating \$2.3 million which were subject to litigation and held in escrow for tax roll years 2001 through 2006 were released and recorded as revenues.

The percentage of collections to tax levied for the ten year period ending as of 9/30/2008 averaged 95.89%.

**BOARD OF COUNTY COMMISSIONERS  
PUTNAM COUNTY, FLORIDA**

**RATIOS OF OUTSTANDING DEBT BY TYPE  
LAST TEN FISCAL YEARS**

	1999	2000	2001	2002	2003	2004	2005	2006	2007	2008
<b>Governmental Activities</b>										
Loans/Notes	\$ 1,803,056	\$ 1,435,356	\$ 1,048,133	\$ 3,091,467	\$ 2,803,046	\$ 3,938,263	\$ 6,640,738	\$ 5,942,847	\$ 14,600,160(2)	\$ 27,341,637(3)
Revenue Bonds –										
Gas Tax, 1989	1,915,000	1,580,000	1,225,000	845,000	435,000	-	-	-	-	-
Sales Tax, 1995	3,275,000	2,790,000	2,280,000	1,750,000	1,190,000	605,000	-	-	-	-
Capital Leases	822,732	983,353	954,881	522,194	429,749	302,850	1,281,551(1)	1,809,289(1)	1,840,026(2)	1,719,266(3)
<b>Total Governmental Activities</b>	<b>\$ 7,815,788</b>	<b>\$ 6,788,709</b>	<b>\$ 5,508,014</b>	<b>\$ 6,208,661</b>	<b>\$ 4,857,795</b>	<b>\$ 4,846,113</b>	<b>\$ 7,922,289</b>	<b>\$ 7,752,136</b>	<b>\$ 16,440,186</b>	<b>\$ 29,060,903</b>
<b>Business-type Activities</b>										
Loans/Notes	\$ 3,259,572	\$ 3,080,000	\$ 3,080,000	\$ 2,280,000	\$ 1,140,000	\$ 380,002	\$ 283,606	\$ 183,695	\$ 80,138	\$ -
Revenue Bonds – 1993(4)	2,380,000	1,215,000	-	-	-	-	-	-	-	-
Capital Leases	-	280,574	199,111	113,414	23,262	-	-	-	-	356,820(3)
<b>Total Business-type Activities</b>	<b>\$ 5,639,572</b>	<b>\$ 4,575,574</b>	<b>\$ 3,279,111</b>	<b>\$ 2,393,414</b>	<b>\$ 1,163,262</b>	<b>\$ 380,002</b>	<b>\$ 283,606</b>	<b>\$ 183,695</b>	<b>\$ 80,138</b>	<b>\$ 356,820</b>
<b>Total Primary Government</b>										
Outstanding Debt Total	\$13,455,360	\$11,364,283	\$8,787,125	\$ 8,602,075	\$6,021,057	\$5,226,115	\$8,205,895	\$7,935,831	\$16,520,324	\$29,417,723
Outstanding Debt as a % of API	1.07%	0.89%	0.65%	0.62%	0.41%	0.34%	0.51%	0.46%	0.93%	1.59%
Outstanding Debt per Capita	\$185	\$161	\$124	\$121	\$84	\$71	\$111	\$107	\$221	\$392

Notes:

- (1) FYE 2005: the County acquired two road graders for the Public Works Department through capital lease arrangements. Additionally, during both fiscal both fiscal years 2005 and 2006, the Sheriff's Office, in an ongoing effort to better facilitate public safety, financed additional patrol vehicles and related equipment through capital leases.
- (2) FYE 2007: The Board of County Commissioners approved the issuance of a note payable in the amount of \$10,000,000 for the Better Place Plan; and the Sheriff's Office reported a net increase in capital leases of \$63,468. For further information on the note payable see page S-20, note (3).
- (3) FYE 2008: Governmental Activities – Additions to the Loans and Notes Payable totaled \$14,032,728. Included therein is a \$3,500,000 note obtained for the County's Better Place Plan (BPP) road projects, as well as a Bond Anticipation Note (BAN) for the amount of \$5,956,600 and a loan received from the Florida State Revolving Fund (SRF) in the amount of \$4,576,128; both of the later two instruments were issued to assist in the financing of East Putnam Water System (E.P. Water System). Revenues to be received from the one cent sales surtax secure the note for the BPP road projects. See page S-20 regarding Pledged Revenue Coverage for more information. The BAN, an outstanding debt as of September 30, 2008, has subsequently been retired with the proceeds from the sale of the Water Revenue Bonds – Series 2008A and 2008B, with a closing date of December 12, 2008. Revenues from the E.P. Water System, expected to be operational in July 2009, are to be used to repay the Water Revenue Bonds and the SRF Loan. Payments on the Water Revenue Bonds and the SRF Loan are scheduled to commence September 1, 2009 and October 15, 2009, respectively. Both the BAN and the SRF Loan have been classified as notes and loans payable in Governmental Activities until such time as the E.P. Water System becomes operational and the revenues thereof provide adequate cash flow to meet payment requirements. The County, also, acquired a capital lease for a new phone system, an amount totaling \$756,937 and the Putnam County Sheriff's Office experienced a net decrease of \$821,112 in capital leases.

Business-type Activities – Sanitation paid off one lease agreement for a compactor and acquired another compactor under a capital lease agreement in the amount of \$454,227

- (4) See the Demographics Statistics schedule, page S-21, for population and annual personal income data.

**BOARD OF COUNTY COMMISSIONERS  
PUTNAM COUNTY, FLORIDA**

**RATIOS OF NET GENERAL BONDED DEBT OUTSTANDING  
LAST TEN FISCAL YEARS**

Fiscal Year	Tax-Backed Bonds -----			Restricted Reserves ---			Additional Comparisons Net Tax-Backed Bond Debt Ratios-----					
	General Obligation Bonds	Gas Tax 1989 (1)	Sales Tax 1995 (2)	Total	Gas Tax 1989	Sales Tax 1995	Net General Bonded Debt (GBD)	Net GBD to Personal Income (3)	Net GBD Per Capita (3)	County Gas Consumption (in gallons) (4)	Gas Consumption To Net Gas Tax-Backed Bonded Debt (5)	Net Sales Tax-Backed Bonded Debt to County Taxable Sales (3)
1999	-	1,915,000	3,275,000	5,190,000	216,250	501,000	4,472,750	0.35%	62	34,564,000	31	0.63%
2000	-	1,580,000	2,790,000	4,370,000	216,250	501,000	3,652,750	0.29%	52	32,274,000	24	0.50%
2001	-	1,225,000	2,280,000	3,505,000	216,250	501,000	2,787,750	0.21%	40	30,612,000	30	0.38%
2002	-	845,000	1,750,000	2,595,000	216,250	501,000	1,877,750	0.14%	26	31,694,000	50	0.27%
2003	-	435,000	1,190,000	1,625,000	216,250	501,000	907,750	0.06%	13	32,516,000	149	0.13%
2004	-	-	605,000	605,000	-	501,000	104,000	0.01%	1	-	-	0.02%
2005	-	-	-	-	-	-	-	-	-	-	-	-
2006	-	-	-	-	-	-	-	-	-	-	-	-
2007	-	-	-	-	-	-	-	-	-	-	-	-
2008	-	-	-	-	-	-	-	-	-	-	-	-

Notes:

- (1) The Gas Tax Refunding Revenue Bonds of 1989 were payable from the first, second and third cent of Putnam County's portion of the six cent local option gas tax. A bond resolution required that a reserve account be established. Bond reserve requirements were met in all fiscal years. Deficiencies in the revenue stream would have been paid from the General Fund without regard to ad valorem revenues.
- (2) The Capital Improvement Refunding Revenue Bonds of 1995 were paid from the proceeds of the Local Government Half-Cent Sales Tax Clearing Trust Fund. A bond resolution required that a reserve account be established. Bond reserve requirements were met in all fiscal years. Deficiencies in the revenue stream would have been paid from the General Fund without regard to advalorem revenues.
- (3) See the Demographics Statistics schedule, page S-21, for annual personal income, population, and taxable sales data.
- (4) Gasoline consumption data includes gasohol and has been taken from the State of Florida Department of Revenue report on *Motor Gasoline Consumption by County*. The data is presumed to include non-taxable sales, as well as taxable sales. A report of motor fuel usage by state, provided by the Federal Highway Administration, for data as of 1999, indicated that governmental usage of motor fuel in the State of Florida was under two percent (2%). It is expected that governmental usage of gasoline in Putnam County is less than the State average, as there are no military installations within the County. Therefore the effect of non-taxable sales of gasoline products within the amounts reported is deemed to be minimis.
- (5) This ratio reflects the number of gallons of gasoline consumed throughout the County per dollar of net outstanding gas tax-backed bonded debt.

**BOARD OF COUNTY COMMISSIONERS  
PUTNAM COUNTY, FLORIDA**

**RATIOS OF OUTSTANDING DEBT & NET GENERAL BONDED DEBT (NGBD)  
PER CAPITA – LAST TEN FISCAL YEARS**

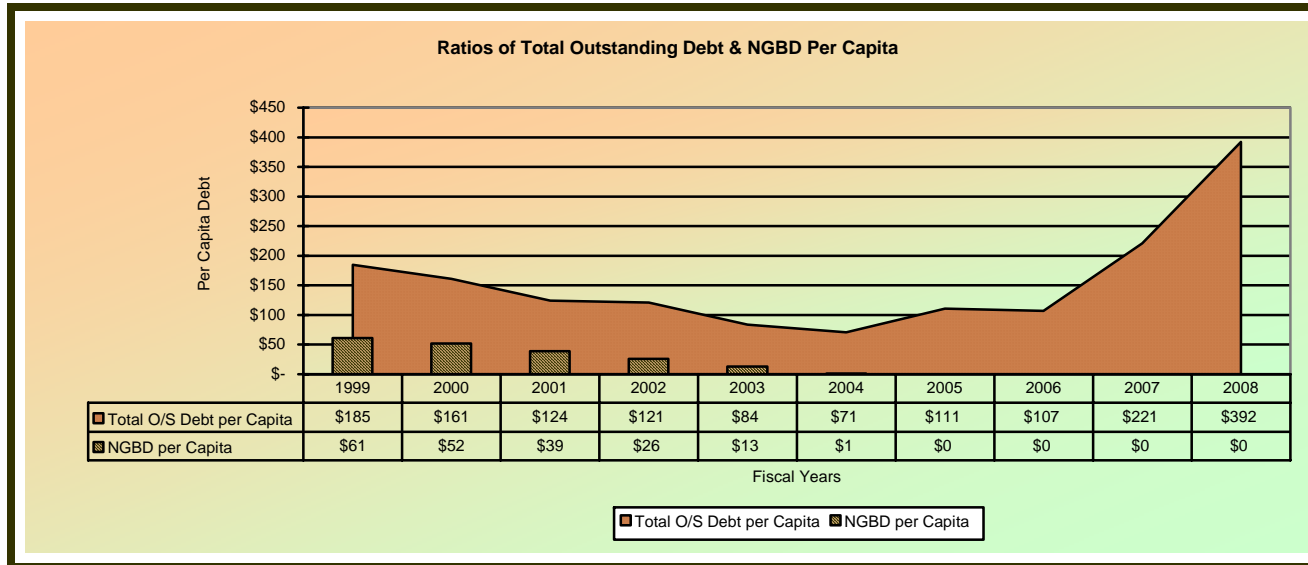


Figure C.1

The above graph, comparing Net General Bonded Debt (NGBD) Outstanding per Capita to the Total Debt Outstanding per Capita illustrates the relative debt burden of each to the County's population. By fiscal year ended September 30, 2005 all NGBD had been retired. Refer to pages S-15 and S-16 for additional information.

**BOARD OF COUNTY COMMISSIONERS  
PUTNAM COUNTY, FLORIDA**

**DIRECT AND OVERLAPPING GOVERNMENTAL ACTIVITIES DEBT  
AS OF SEPTEMBER 30, 2008**



There was no overlapping debt reported from the townships, cities, or special districts within Putnam County, Florida for the fiscal year ended September 30, 2008.

Putnam County's direct debt, which includes the outstanding long-term debt instruments from all governmental activities, totals \$29,060,903 as of fiscal year ended September 30, 2008. Refer to page S-15 and Note 9 of the Notes to the Financials for further details.

**BOARD OF COUNTY COMMISSIONERS  
PUTNAM COUNTY, FLORIDA**

**LEGAL DEBT MARGIN**



Legal debt limitations have not been established by the Constitution of the State of Florida, the Florida Statutes (section 200.18), or by the Putnam County Board of County Commissioners, as a local Florida government.

**BOARD OF COUNTY COMMISSIONERS  
PUTNAM COUNTY, FLORIDA**

**PLEDGED-REVENUE COVERAGE  
LAST TEN FISCAL YEARS**

	Fiscal Year -----									
	1999	2000	2001	2002	2003	2004	2005	2006	2007	2008
<b>Governmental Activities:</b>										
<b>Gas Tax Refunding Bonds – Series 1989 (1)</b>										
Gross Revenue	\$ 1,767,563	\$ 1,532,466	\$ 1,609,500	\$ 1,625,070	\$ 1,759,699	\$ 1,819,967	-	-	-	-
Less Operating Expenses	17	872	1,854	1,839	1,083	1,050	-	-	-	-
Net Available Revenue	1,767,546	1,531,594	1,607,646	1,623,231	1,758,616	1,818,917	-	-	-	-
Debt Service										
Principal Payments	315,000	335,000	355,000	380,000	410,000	435,000	-	-	-	-
Interest/Fiscal Charges	152,003	130,898	108,525	84,145	58,305	30,015	-	-	-	-
Coverage Ratio	3.78	3.29	3.47	3.50	3.76	3.91	-	-	-	-
<b>Capital Improvement Refunding Revenue Bonds – Series 1995 (2)</b>										
Gross Revenue	\$ 2,277,831	\$ 2,325,424	\$ 2,157,921	\$ 2,370,354	\$ 2,490,138	\$ 2,576,652	\$ 2,810,715	-	-	-
Less Operating Expenses	1,514	1,616	1,653	1,639	1,645	2,134	2,113	-	-	-
Net Available Revenue	2,276,317	2,323,808	2,156,269	2,368,715	2,488,493	2,574,518	2,808,602	-	-	-
Debt Service										
Principal Payments	470,000	485,000	510,000	530,000	560,000	585,000	605,000	-	-	-
Interest/Fiscal Charges	167,146	147,641	127,029	104,844	80,993	55,794	28,738	-	-	-
Coverage Ratio	3.57	3.67	3.38	3.73	3.88	4.02	4.43	-	-	-
<b>Florida Capital Improvement Revenue Note – Series 2006 &amp; Series 2007B (3) &amp; (4)</b>										
Gross Revenue	-	-	-	-	-	-	-	-	\$ 5,318,405	\$4,745,191
Less Operating Expenses	-	-	-	-	-	-	-	-	-	-
Net Available Revenue	-	-	-	-	-	-	-	-	5,318,405	4,745,191
Debt Service										
Principal Payments	-	-	-	-	-	-	-	-	185,000	760,000
Interest/Fiscal Charges	-	-	-	-	-	-	-	-	240,355	476,630
Coverage Ratio	-	-	-	-	-	-	-	-	12.50	3.84

Notes:

- (1) Final payment on Gas Tax Refunding Bonds, Series 1989, was made September 30, 2004. For further information on this obligation, see page S-16, note (1).
- (2) Final payment on Capital Improvement Refunding Revenue Bonds, Series 1995, was made September 30, 2005. For further information on this obligation, see page S-16, note (2).
- (3) Capital Improvement Revenue Note (CIRN), Series 2006 – a \$10,000,000 note payable, which funds were received during the County's fiscal year 2007 for the purpose of funding Better Place Plan (BPP) projects is secured solely from BPP revenues. BPP funds are derived mainly from the one cent sales surtax that became effective January 1, 2003 and will sunset January 1, 2018, which coincides with the notes maturity date.
- (4) Capital Improvement Revenue Note (CIRN), Series 2007B - \$3,500,000 note payable to the same financial institution that holds the CIRN in note 3, above, for the same purpose, secured in similar manner, maturing the same day.
- (5) Notes payable with face values of \$1,381,795, \$1,900,000, and \$1,356,000, though secured primarily through special assessments and traffic surcharges revenue streams, have not been included herein as these notes have a governmental commitment to cover any deficiencies from non-ad valorem revenues, and thus are categorized as general obligations. See Note 9 of the Notes to Financial Statements.



**BOARD OF COUNTY COMMISSIONERS  
PUTNAM COUNTY, FLORIDA**

**DEMOGRAPHIC STATISTICS  
LAST TEN FISCAL YEARS**

<b>Year</b>	<b>Countywide Population (1)</b>	<b>Annual Personal Income (API) (Expressed in Thousands) (2)</b>	<b>Per Capita Personal Income (3)</b>	<b>Countywide Labor Force (4)</b>	<b>Countywide Persons Employed (4)</b>	<b>Countywide Unemployment Rate (4)</b>	<b>Taxable Sales (Expressed in Thousands) (1)</b>	<b>Public School Enrollment (5)</b>
1999	72,883	1,260,876	17,300	29,090	27,563	5.2%	441,456	12,820
2000	70,423	1,281,346	18,195	29,357	28,105	4.3%	459,862	12,647
2001	70,820	1,342,251	18,953	28,951	27,386	5.4%	464,530	12,624
2002	71,329	1,384,282	19,407	29,516	27,546	6.7%	454,830	12,643
2003	71,971	1,485,122	20,635	30,686	28,976	5.6%	519,438	12,484
2004	73,226	1,525,151	20,828	30,619	29,010	5.3%	524,984	12,237
2005	73,764	1,604,736	21,755	30,672	29,330	4.4%	587,693	12,431
2006	74,416	1,717,968	23,086	31,180	29,982	3.8%	603,065	12,268
2007	74,799	1,784,106*	23,852*	31,768	30,261	4.7%	595,076	12,103
2008	74,989	1,846,079*	24,618*	32,664	30,381	7.0%	614,279*	12,023*

Sources and Notes:

- (1) Data has been taken from the *Florida Statistical Abstract(s)*, Bureau of Economic and Business Research, University of Florida (1999 through 2007) and the *Official Florida Population Estimates by County and Municipality*, provided through the Office of Economic & Demographic Research of The Florida Legislature (October 2007 and July 2008). The data was said to be from census reports, or estimates, dated as of April 1 for the given year. Taxable sales data was, also, taken from the *Florida Statistical Abstracts*.
- (2) Annual Personal Income (API) figures are the results of multiplying Per Capita Personal Income by the Population figures for the given year. Consequently, the revisions noted in note (3) below may have, correspondingly, affected the API results.
- (3) Data was obtained through the U.S. Department of Commerce, Bureau of Economic Analysis (B.E.A.) website, *Regional Economic Accounts*, ([www.bea.gov/regional/reis/drill.cfm](http://www.bea.gov/regional/reis/drill.cfm)). Revisions have been made based on currently available B.E.A. tables.
- (4) State of Florida, Agency for Workforce Innovation – Bureau of Labor Statistics, Local Area Unemployment Statistics (LAUS). Figures for periods 1999 through 2007 are annual averages. The 2008 figure is based upon reports released as of December 19, 2008 and is subject to revision when the LAUS annual average has been established.
- (5) The source of data is the *Profiles of Florida School Districts*, produced by the Florida Department of Education (FDE). Reports are based upon the school year August through July.

\* These figures are projected estimates based on trend analysis calculations.

**BOARD OF COUNTY COMMISSIONERS  
PUTNAM COUNTY, FLORIDA**

**DEMOGRAPHIC STATISTICS – LAST TEN YEARS**

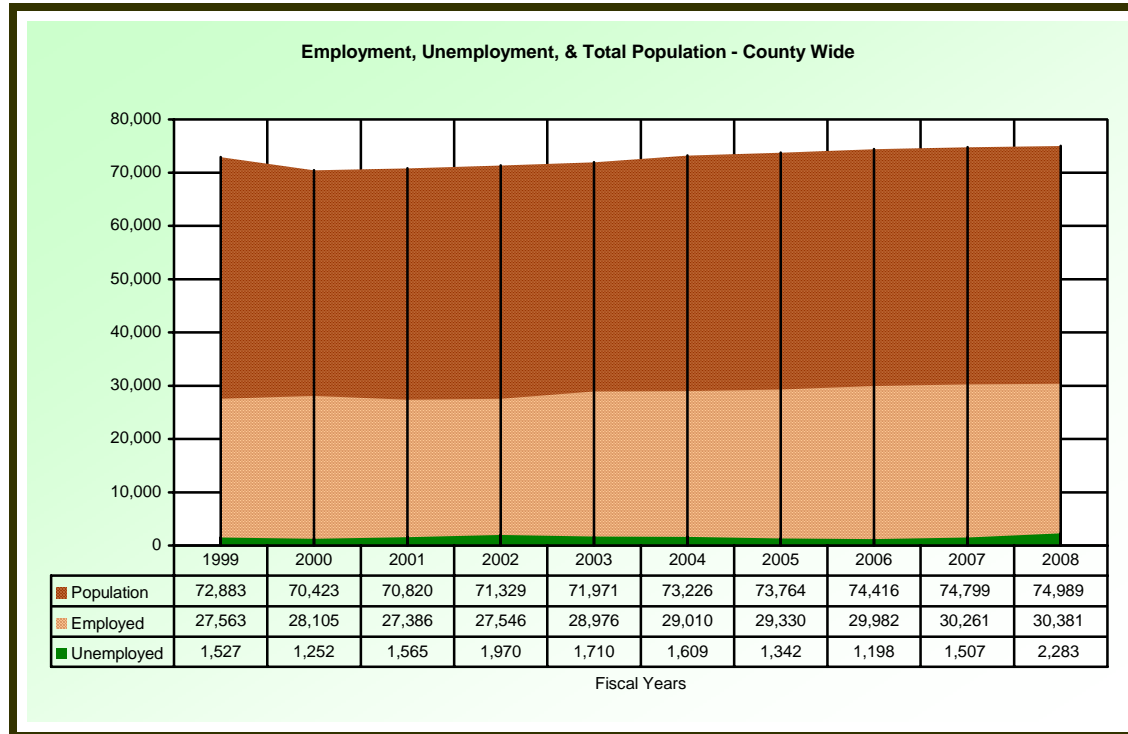


Figure D.1

Sources and notes:

See notes 1 and 4 on page S-21.

Though countywide unemployment for July through November 2008 ranged from 8.0% to 8.9%, the past ten years reflect an average of 5.2%. It is expected that the ten year average will continue to rise as a result of an economic recession experienced nationwide.

**BOARD OF COUNTY COMMISSIONERS  
PUTNAM COUNTY, FLORIDA**

**DEMOGRAPHIC STATISTICS – LAST TEN YEARS**

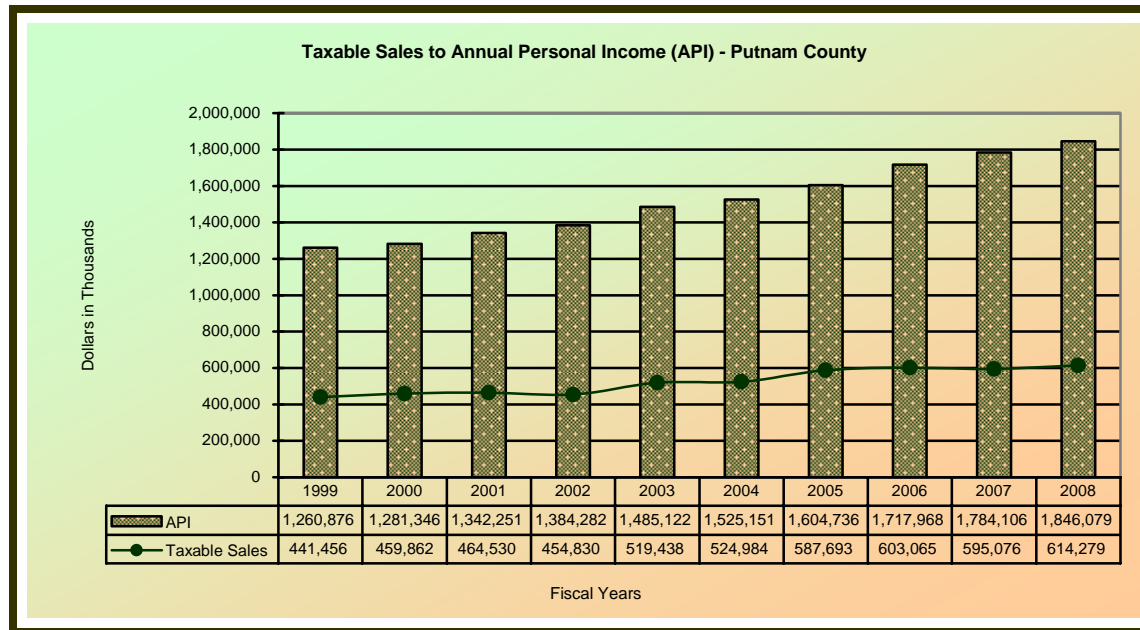


Figure D.2

Sources & Notes:

Sales tax and sales surtax revenues comprise approximately 9.9% of the County’s governmental revenues. The Local Infrastructure Surtax, representing one cent of each taxable dollar expended in Putnam County, makes up about 64.3% of that 9.9%.

Taxable Sales as a percentage of Annual Personal Income (API) reflects, to some degree, the nature of consumer personal spending. The data indicates that Putnam County’s consumers averaged spending, over a ten year period, 34.6% of their API on taxable sales, ranging from a reported low of 32.9% in 2002 to a high of 36.6% in 2005. The relationship indicates a relatively stable trend even though API increased from 1999 to 2008 by approximately 46.4%.

API and Taxable Sales data have been taken from the schedule shown on page S-21 and the sources addressed in notes (1) and (2). Revenue data may be located on page 2 of the Financial Statements section.

**BOARD OF COUNTY COMMISSIONERS  
PUTNAM COUNTY, FLORIDA**

**PRINCIPAL EMPLOYERS – CURRENT YEAR AND NINE YEARS AGO**

Employer	Industry Classification	2008-----			1999-----		
		Employees	Rank	Countywide Employment %	Employees	Rank	Countywide Employment %
Putnam County School District	Government	1,500 – 2,000	1	5.8%	1,500 – 2,000	1	6.3%
Georgia-Pacific, Palatka	Manufacturing	1,000 – 1,499	2	4.1%	1,000 – 1,499	2	4.5%
St. Johns River Water Management District	Government	600 – 999	3	2.6%	400 – 599	5	1.8%
Putnam County Government	Government	600 – 999	4	2.6%	400 – 599	4	1.8%
Wal-Mart	Retail Trade	400 – 599	5	1.6%			
Putnam Community Medical Center	Health Care	400 – 599	6	1.6%			
Publix	Retail Trade	400 – 599	7	1.6%			
PRC (Precision Research Corporation)	Administration & Support	250 – 399	8	1.1%			
St. Johns River Community College	Government	250 – 399	9	1.1%			
Seminole Electric Cooperative, Palatka	Utilities	250 – 399	10	1.1%	250 – 399	7	1.2%
Florida Furniture Industries	Manufacturing				600 – 999	3	2.9%
Georgia-Pacific, Plywood Division	Manufacturing				250 – 399	6	1.2%
Price Brothers	Manufacturing				50 – 249	8	0.5%
Max-E Corporation	Other				50 – 249	9	0.5%
PDM Bridge	Manufacturing				50 – 249	10	0.5%
<b>Totals</b>		<b>5,650 – 8,491</b>		<b>23.2%</b>	<b>4,550 – 7,241</b>		<b>21.2%</b>

Sources and notes:

Employer information was obtained from the following:

- (1) Profiles of Florida School Districts, a publication of the Florida Department of Education,
- (2) The Labor Market Statistics Division of the Florida Agency for Workforce Innovation,
- (3) Internet websites of/or communications with specific employers,
- (4) [www.expandinjax.com/RegionalOverview](http://www.expandinjax.com/RegionalOverview), an Internet site of the Jacksonville Regional Chamber of Commerce, Jacksonville, Florida.

Percentages of countywide employment have been determined by dividing the midpoint of each range by the total countywide employment for the given calendar years. See page S-21 for countywide employment totals used to determine the percentages stated above.

For information regarding Putnam County employment, industry wide, refer to page S-25.

**BOARD OF COUNTY COMMISSIONERS  
PUTNAM COUNTY, FLORIDA**

**EMPLOYMENT BY INDUSTRY – CURRENT YEAR AND NINE YEARS AGO**

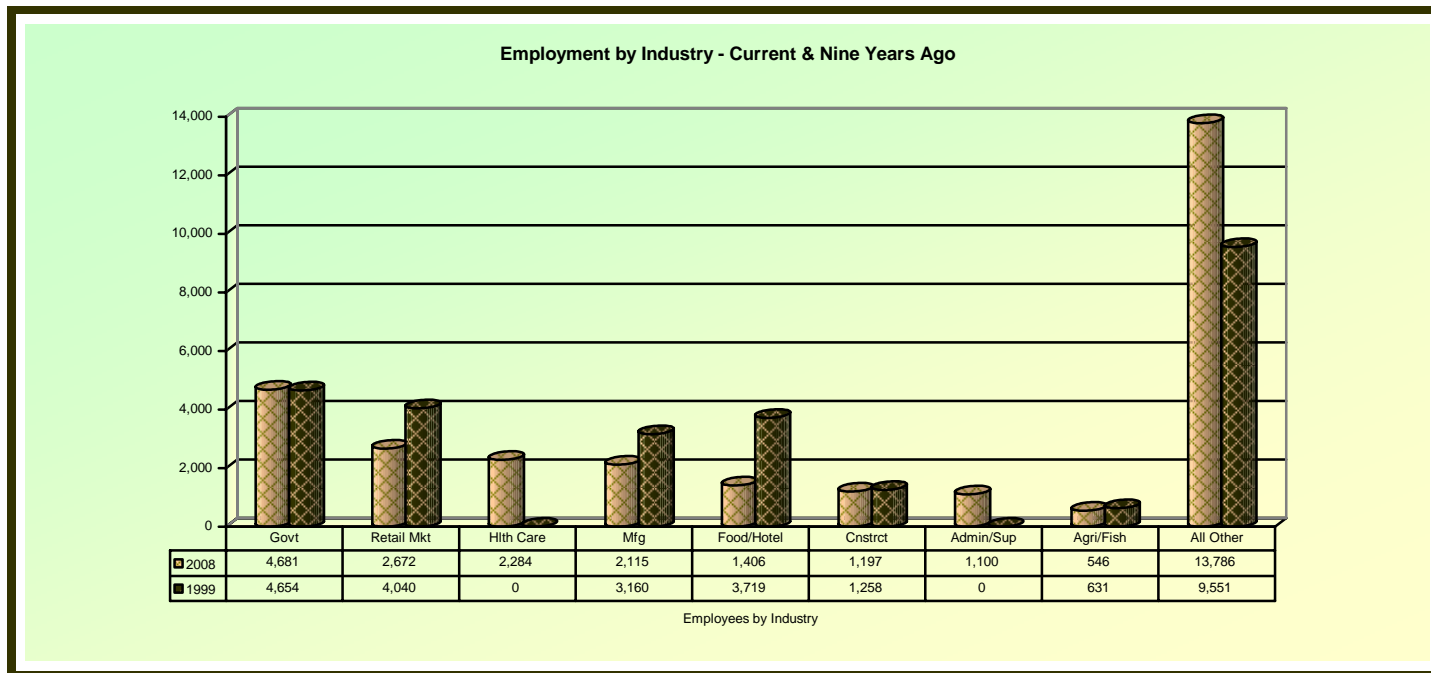


Figure D.3

Sources and notes:

The data for this graph was taken from the [Florida Statistical Abstracts](#), BEBR of the University of Florida and from the labor market statistics provided by the State of Florida, Agency for Workforce Innovation website. Within the ten year span of data provided, employment categories changed somewhat, most likely due to increased employment in certain areas warranting further definition. Therefore, it is anticipated that categories shown above having zero employment in 1999 may have been included within the “All Other” category for that year.

Employment in the industries above, with the exception of the category “All Other,” comprised 54.7% in 1999 and 65.3% in 2008. Additionally, it may be observed, in conjunction with the information on page S-24, that though a company may not employ persons in number sufficient to be considered a principal employer, nevertheless its industry may be principal in employment for the geographic area. An example of this is the retail industry in 1999, which employed a total of 14.7% of all countywide employment, yet no single employer qualified as one of the ten principal employers.

**BOARD OF COUNTY COMMISSIONERS  
PUTNAM COUNTY, FLORIDA**

**FULL-TIME EQUIVALENT COUNTY GOVERNMENT EMPLOYEES BY FUNCTION  
LAST TEN FISCAL YEARS**

<b>Function</b>	<b>Full-Time Equivalent (FTE) Employees as of September 30 -----</b>									
	<b>1999</b>	<b>2000</b>	<b>2001</b>	<b>2002</b>	<b>2003</b>	<b>2004</b>	<b>2005</b>	<b>2006</b>	<b>2007</b>	<b>2008</b>
<b>General Government</b>										
Clerk of the Courts	36	41	39	37	38	36	35	35	37	38
Property Appraiser	22	22	22	22	22	23	23	23	25	25
Supervisor of Elections	4	5	5	5	5	5	5	6	6	6
Tax Collector	25	25	27	27	27	27	27	27	30	30
Other General Government	43	58	52	55	59	59	61	63	66	66
<b>Court Related</b>										
Clerk of the Courts	26	30	32	29	30	33	37	38	40	40
<b>Culture and Recreation</b>										
Library	17	18	18	18	18	18	18	20	20	20
Parks and Recreation	7	6	6	7	6	7	8	11	13	13
<b>Economic Environment</b>										
Veteran Services	2	2	2	2	2	2	2	2	2	2
<b>Human Services</b>										
Animal Control (1)	3	3	6	0	0	0	0	0	0	0
Mosquito Control (2)	2	2	0	0	0	0	0	0	0	0
Welfare Administration (3)	1	1	1	0	0	0	0	0	0	0
<b>Physical Environment</b>										
Agriculture Extension	7	7	7	7	7	7	7	7	8	8
<b>Public Safety</b>										
Buildings and Inspection	11	13	11	11	11	11	13	14	17	17
Codes Enforcement	2	3	3	3	3	3	4	5	6	6
Emergency Medical Services	53	54	57	60	60	64	64	72	76	76
Fire and Rescue Services (4)	1	1	1	1	1	2	2	2	10	10
Sheriff's Office	199	199	202	216	217	220	224	231	236	236
<b>Transportation</b>										
Administration and Engineering	17	18	18	19	19	19	20	21	21	21
Roads and Bridges	58	57	50	50	50	50	51	59	59	59
<b>Business-type Activities</b>										
Sanitation	21	21	20	20	20	20	20	19	21	21
<b>Total FTE'S</b>	<b>557</b>	<b>586</b>	<b>579</b>	<b>589</b>	<b>595</b>	<b>606</b>	<b>621</b>	<b>655</b>	<b>693</b>	<b>694</b>
<b>County Population</b>	<b>72,883</b>	<b>70,423</b>	<b>70,820</b>	<b>71,329</b>	<b>71,971</b>	<b>73,226</b>	<b>73,764</b>	<b>74,416</b>	<b>74,799</b>	<b>74,989</b>
<b>Residents per FTE (5)</b>	<b>131</b>	<b>121</b>	<b>123</b>	<b>121</b>	<b>121</b>	<b>121</b>	<b>119</b>	<b>114</b>	<b>109</b>	<b>108</b>

Source: County Budget Office

Notes:

- (1) Animal Control Activities were assigned to the Sheriff's Department during 2001.
- (2) Mosquito Control services have been outsourced to an independent party as of FYE 2001.
- (3) Welfare Administration activities have been incorporated into the Human Resources function, classified herein as part of Other General Government category as of FYE 2002.
- (4) Fire Department personnel are supported by several hundred volunteers.
- (5) The number of Residents per FTE has been rounded up to the next whole number for any fractional amount. Residents per FTE averaged 119 for the last ten fiscal years.

**BOARD OF COUNTY COMMISSIONERS  
PUTNAM COUNTY, FLORIDA**

**OPERATING INDICATORS BY FUNCTION/PROGRAM  
LAST SIX FISCAL YEARS**

<b>Function/Program</b>	<b>Fiscal Year-----</b>					
	<b>2003</b>	<b>2004</b>	<b>2005</b>	<b>2006</b>	<b>2007</b>	<b>2008</b>
<b>Supervisor of Elections</b>						
Registered Voters	41,355	45,989	45,293	44,206	43,019	45,566
<b>Court Related</b>						
New Cases Opened	30,346	24,919	27,912	30,035	26,928	24,640
Cases Closed	28,809	25,283	26,433	28,212	25,478	20,913
<b>Culture &amp; Recreation – Library</b>						
Registered Borrowers	29,407	28,315	30,319	32,454	34,472	36,620
Volumes in Collection	129,819	131,401	131,007	138,329	96,641	128,547
Volumes Borrowed	116,034	110,532	122,150	117,386	97,600	111,460
<b>Culture &amp; Recreation – Parks &amp; Recreation</b>						
Program Participants	2,698	3,382	6610	14,328 (b)	16,448	15,906
Program/Events Offered	53	59	45	57	45	37
<b>Economic Environment – Veterans Services</b>						
Claims Processed	1,286	975	1,081	2,566 (c)	1,658	1,905
<b>Human Services – Animal Control</b>						
Complaints Answered	7,384	8,395	8,279	7,139 (d)	6,913	7,533
Citations Issued	187	281	317	329 (d)	204	207
<b>Human Services – Mosquito Control</b>						
Complaints Answered	698	1,095	592	304	274	1,177
Miles Sprayed	2,191	2,279	2,245	1,745	2,165	2,566
<b>Human Services – Welfare Administration</b>						
Nursing Home Verifications	255	118	118	0 (e)	0	0
HCRA Cases (f)	115	136	174	171	182	166
<b>Public Safety – Buildings &amp; Inspection</b>						
Permits Issued: (a) Commercial – New (g)	N/A	N/A	N/A	N/A	20	11
(b) Commercial – Existing (g)	90	119	145	109	91	430
(c) Residential – New (g)	489	644	700	738	512	226
(d) Residential – Existing (g)	3,752	7,649	4,294	6,885	7,867	6,055
Inspections	15,861	17,979	26,072	36,913	25,151	20,154
<b>Public Safety – Codes Enforcement</b>						
New Cases Opened	1,076	1,094	1,350	1,523	1,646	1,278
New Case Inspections	4,104	4,371	5,265	4,971	5,574	4,031
<b>Public Safety – Emergency Medical Services</b>						
Emergency Responses	10,419	11,315	10,885	10,761	8,234	12,350
Transports	8,029	8,675	8,339	8,463	6,693	8,707
<b>Public Safety – Fire Department</b>						
Emergency Responses	4,377 (a)	5,014 (a)	5,264 (a)	5,252 (a)	5,615 (a)	5,925 (h)
Fires Attended	309 (a)	364 (a)	363 (a)	556 (a)	635 (a)	717 (h)
<b>Sheriff's Office</b>						
Violations	2,532 (a)	2,495 (a)	2,743 (a)	2,821 (a)	3,068 (a)	3,202 (h)
Arrests	6,313 (a)	5,993 (a)	5,936 (a)	6,058 (a)	5,829 (a)	5,708 (h)
<b>Transportation/Public Works</b>						
Road Gradings (miles)	3,495	3,136	3,140	3,261	2,722	3,004
Roads Paved/Resurfaced (miles)	15	19	25	64	56	22
Water Service Connections	179	235	235	235	235	235
Average Daily Water Consumption	53,406	70,982	38,247	36,705	42,037	37,465
Peak Daily Water Consumption	83,051	120,605	52,550	57,895	66,372	59,933
Average Daily Wastewater Treatment (gallons)	13,800	12,400	13,000	10,666	9,333	16,809
<b>Business Type Activities – Sanitation</b>						
Solid Waste Collections (tons)	81,644	103,758	113,113	100,718	96,357	90,482
Recycling Rate (i)	27%	22%	25%	30%	30%	30%
<b>Business Type Activities – Port Authority</b>						
Dockage Days (j)	147	193	439	249	282	365

Sources: I. Fire Department Data has been taken from the State of Florida's Annual Fire Marshall Report.  
 II. Sheriff's Office information has been extracted from the Florida Department of Law Enforcement (FDLE) Uniform Crime Reports.  
 III. Sources other than those specified above were the various County departments.

Notes:

- (a) Revised figures based on newly acquired data.
- (b) Participation increase is largely attributable to the opening of a second Senior Citizen Center in fiscal year 2006.
- (c) The increase in claims filed appears to be the result of an aging populous filing disability claims.
- (d) Annualized estimate – data loss due to system problems.
- (e) Nursing home verifications are no longer performed by the County's Human Resources Department.
- (f) HCRA (Health Care and Responsibility Act) obligates counties to pay out-of-county health care for county residents that meet eligibility criteria.
- (g) Categories were modified effective with FYE 2007 to reflect new and existing commercial and residential permits issued.
- (h) Projected estimates – finalized reports were not available.
- (i) Recycling rates represent ratios of Recycled Tons to Collected Tons.
- (j) The fluctuations in dockage days reported are largely attributable to one entity's usage.

BOARD OF COUNTY COMMISSIONERS  
PUTNAM COUNTY, FLORIDA

OPERATING INDICATORS  
LAST SIX FISCAL YEARS

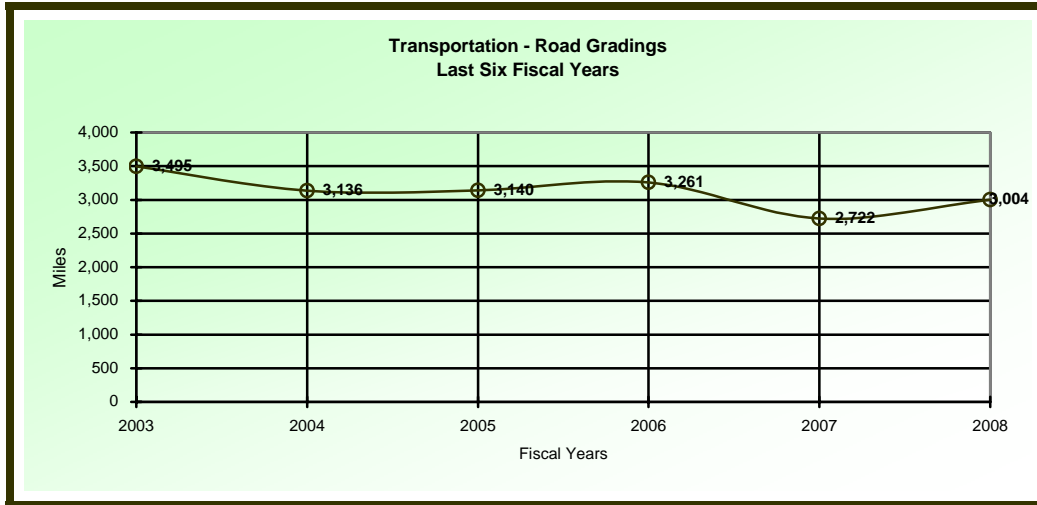


Figure E.1

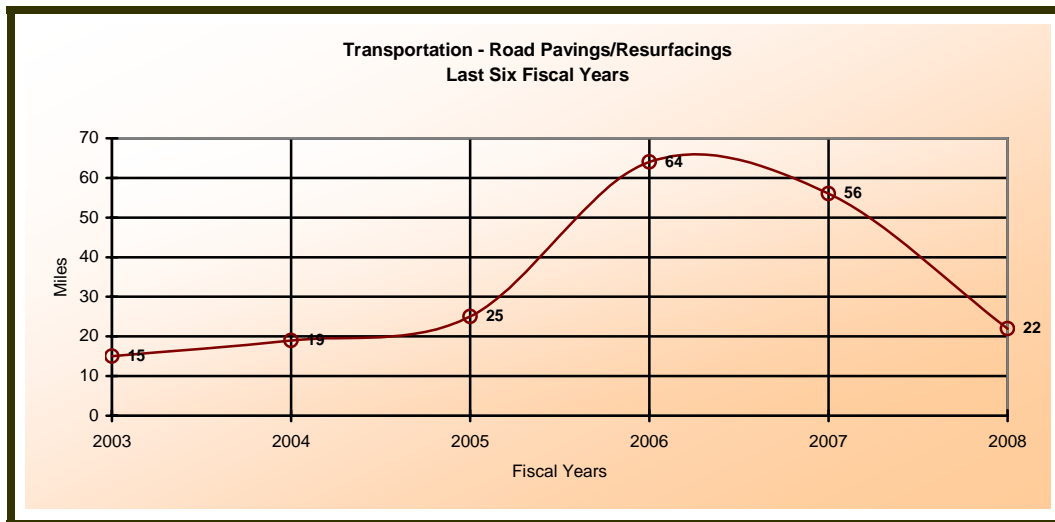


Figure E.2

Notes:

Refer to page S-27; See Transportation/Public Works for details.

The additional \$.01 surtax, approved by voters September 10, 2002 and that commenced January 1, 2003, has contributed to a number of improvements within the County, among which are road paving and resurfacing projects. Road paving and resurfacing slowed somewhat during fiscal year 2008 due to limited cash flow. Refer to page S-15, note 3, for information on additional funding acquired for Better Place Plan road projects.



**BOARD OF COUNTY COMMISSIONERS  
PUTNAM COUNTY, FLORIDA**

**OPERATING INDICATORS  
LAST SIX FISCAL YEARS**

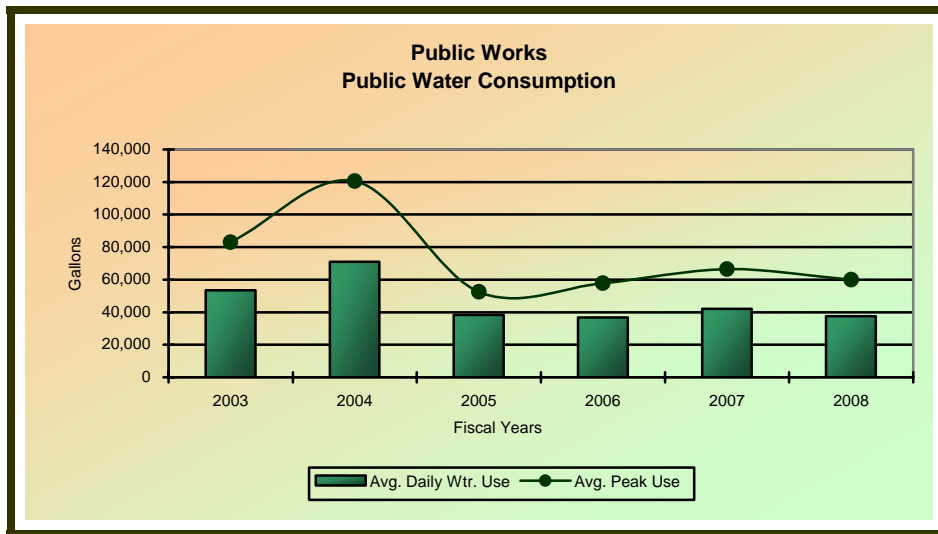


Figure E.3

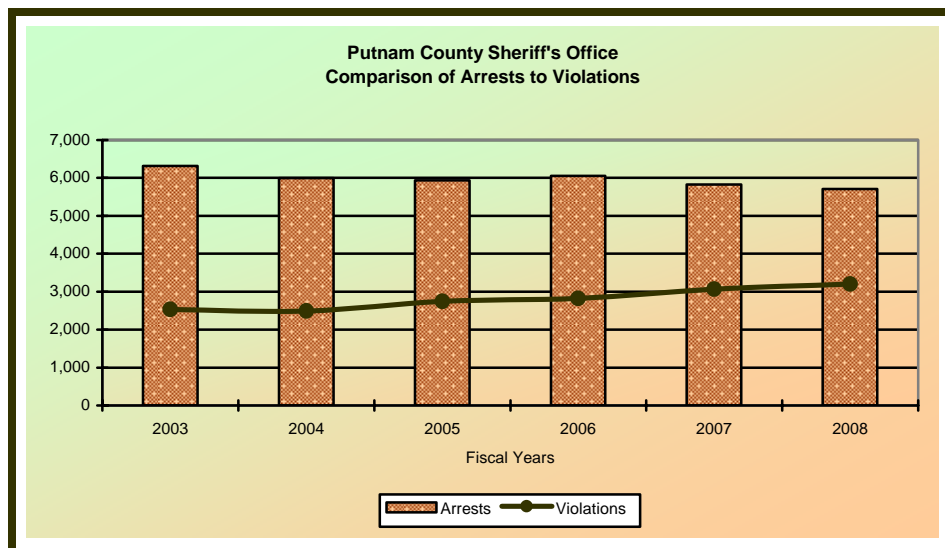


Figure E.4

Notes:

Details for the above graphs may be found on page S-30 under the categories of Public Safety – Sheriff’s Office and Transportation/Public Works.

Public Works - During the past six fiscal years, peak water usage has ranged from a low of 37.4% to a high of 69.9% increase over the average daily water consumption, with an overall average increase of 57.9%. Exceptional increases appear to be attributable to occasional mechanical failures in the system.

Sheriff’s Office – Data has been taken from the *Uniform Crime Reports* for Counties and Municipalities provided by the Florida Department of Law Enforcement (FDLE). Numbers of arrests exceed the numbers of violations due to two (2) possible factors; (1) an offense classification hierarchy, i.e. though a person may have committed a number of offenses at the time of the arrest, only one offense and that of the highest level is reported and (2) it is possible that it may be required to take a person into custody again for subsequent violations such as contempt, failure to appear, etc.

**BOARD OF COUNTY COMMISSIONERS  
PUTNAM COUNTY**

**CAPITAL ASSET STATISTICS BY FUNCTION/PROGRAM  
LAST SIX FISCAL YEARS**

<b>Function/Program</b>	<b>Fiscal Year Ending September 30 -----</b>					
	<b>2003</b>	<b>2004</b>	<b>2005</b>	<b>2006</b>	<b>2007</b>	<b>2008</b>
<b>Supervisor of Elections</b>						
Voting Machines	57	79	99	140	140	140
<b>Court-Related</b>						
Courtrooms	3	3	3	3	3	3
<b>Library</b>						
Library Branches	5	5	5	5	5	5
<b>Parks &amp; Recreation</b>						
Acreage	176	209	212	218	218	211
Parks	7	7	7	7	7	9
Baseball/Softball Diamonds	22	23	23	23	23	27
Football/Soccer Fields	3	4	5	5	5	4
Community Centers	0	0	1	2	2	2
Tennis Courts	6	6	6	6	6	5
<b>Emergency Medical Services</b>						
Ambulances	9	11	14	16	12	12
<b>Fire Department</b>						
Fire Stations	18	18	18	18	18	18
Fire Trucks	51	53	56	58	56	52
<b>Sheriff's Office</b>						
Patrol Units	72	72	70	70	70	46
<b>Public Works/Transportation</b>						
Paved Roads (miles)	465	469 (1)	482 (1)	464 (1)	502(1)	528(1)
Unpaved Roads (miles)	1,210	1,198 (1)	1,168 (1)	1,180 (1)	1,142(1)	1,120(1)
<b>Sanitation</b>						
Landfill Capacity Available (tons)	579,727	650,883 (2)	479,233 (3)	277,208 (3)	179,757	124,678
Collection Centers	3	3	3	3	3	3

Notes:

- (1) Unusual fluctuations in road mileage are deemed to have resulted from ongoing verifications of mileage and ownership.
- (2) Engineering reports for fiscal year ending 2004 reflected an increase in available landfill capacity. This is due to the acquisition of a new compactor.
- (3) Around July 2005, total available landfill capacity started to decrease by the closure of a County owned Class III construction and demolition (C & D), landfill. Additionally, in late December 2005, it became necessary for the County to receive new accounts for C & D wastes, as an independent C & D landfill closed.



This Page  
Intentionally  
Left Blank

# COMPLIANCE SECTION

**ADDITIONAL ELEMENTS REQUIRED  
BY THE RULES OF THE AUDITOR GENERAL**



Certified Public Accountants  
& Business Consultants

A Partnership Consisting of  
Professional Associations

*Gainesville*

4010 N.W. 25th Place  
P.O. Box 13494 (32604)  
Gainesville, Florida 32606  
Phone: (352) 372-6300  
(800) 344-5034  
Fax: (352) 375-1583

*Palatka*

906 South State Road 19  
Palatka, Florida 32177  
Phone: (386) 325-4561  
Fax: (386) 328-1014

*St. Augustine*

1301 Plantation Island Dr.  
Suite 205A  
St. Augustine, Florida 32080  
Phone: (904) 471-3445  
Fax: (904) 471-3825

*Website:*

www.davismonk.com

**Management Letter**

The Honorable County Commissioners  
Putnam County, Florida

We have audited the financial statements of Putnam County, Florida (the "County"), as of and for the fiscal year ended September 30, 2008, and have issued our report thereon dated March 10, 2009.

We conducted our audit in accordance with auditing standards generally accepted in the United States of America, the standards applicable to financial audits contained in *Government Auditing Standards*, issued by the Comptroller General of the United States, and U.S. Office of Management and Budget Circular A-133. Additionally, our audit was conducted in accordance with the provisions of Chapter 10.550, Rules of the Auditor General, which govern the conduct of local governmental entity audits performed in the State of Florida and require that certain items be addressed in this letter.

Prior Audit Findings

The Rules of the Auditor General require that we comment as to whether or not corrective actions have been taken to address findings and recommendations made in the preceding audit. In that regard, prior-year finding 07-1 is once again addressed in the accompanying Schedule of Findings and Questioned Costs as item 08-1.

Financial Condition

As required by the Rules of the Auditor General, the scope of our audit included a review of the provisions of Section 218.503, Florida Statutes, "Determination of Financial Emergency." In connection with our audit, we determined that the County has not met one or more of the conditions described in Section 218.503(1), Florida Statutes.

Also, as required by the Rules of the Auditor General, we applied financial condition assessment procedures, as of the end of the fiscal year, pursuant to Rule 10.556(7). It is management's responsibility to monitor financial condition, and our financial condition assessment was based in part on representations made by management and the review of financial information provided by management. The application of such procedures did not reveal evidence of "deteriorating financial condition" as that term is defined in Rule 10.554.

*Members:*

CPAmerica International

Florida Institute of  
Certified Public Accountants

American Institute of  
Certified Public Accountants

Horwath International

Annual Financial Report

As required by the Rules of the Auditor General, we determined that the annual financial report for the fiscal year ended September 30, 2008, filed with the Department of Financial Services pursuant to Section 218.32, Florida Statutes, is in substantial agreement with the audit report for the fiscal year ended September 30, 2008.

Investment of Public Funds

As required by the Rules of the Auditor General, the scope of our audit included a review of the provisions of Section 218.415, Florida Statutes, regarding the investment of public funds. Our audit did not reveal any noncompliance with the provisions of Section 218.415, Florida Statutes.

Other Matters

As required by the Rules of the Auditor General, we performed separate audits of each of the County's constitutional officers. The comments included in those separately-issued reports should be considered in conjunction with this management letter.

This management letter is intended solely for the information and use of the Board of County Commissioners and management, and the State of Florida Auditor General and is not intended to be and should not be used by anyone other than these specified parties.

We wish to take this opportunity to thank you and your staff for the cooperation and courtesies extended to us during the course of the audit. Please let us know if you have any questions or comments concerning this letter, our accompanying reports, or other matters.



March 10, 2009  
Palatka, Florida



Certified Public Accountants  
& Business Consultants

A Partnership Consisting of  
Professional Associations

*Gainesville*

4010 N.W. 25th Place  
P.O. Box 13494 (32604)  
Gainesville, Florida 32606  
Phone: (352) 372-6300  
(800) 344-5034  
Fax: (352) 375-1583

*Palatka*

906 South State Road 19  
Palatka, Florida 32177  
Phone: (386) 325-4561  
Fax: (386) 328-1014

*St. Augustine*

1301 Plantation Island Dr.  
Suite 205A  
St. Augustine, Florida 32080  
Phone: (904) 471-3445  
Fax: (904) 471-3825

*Website:*

[www.davismonk.com](http://www.davismonk.com)

*Members:*

CPAmerica International

Florida Institute of  
Certified Public Accountants

American Institute of  
Certified Public Accountants

Horwath International

## Report on Internal Control Over Financial Reporting and on Compliance and Other Matters

The Honorable County Commissioners  
Putnam County, Florida

We have audited the financial statements of the governmental activities, the business-type activities, each major fund, and the aggregate discretely presented component unit and remaining fund information of Putnam County, Florida (the "County"), as of and for the year ended September 30, 2008, which collectively comprise the County's basic financial statements, and have issued our report thereon dated March 10, 2009. We conducted our audit in accordance with auditing standards generally accepted in the United States of America and the standards applicable to financial audits contained in *Government Auditing Standards*, issued by the Comptroller General of the United States.

### Internal Control Over Financial Reporting

In planning and performing our audit, we considered the County's internal control over financial reporting as a basis for designing our auditing procedures for the purpose of expressing our opinions on the financial statements, but not for the purpose of expressing an opinion on the effectiveness of the County's internal control over financial reporting. Accordingly, we do not express an opinion on the effectiveness of the County's internal control over financial reporting.

A control deficiency exists when the design or operation of a control does not allow management or employees, in the normal course of performing their assigned functions, to prevent or detect misstatements on a timely basis. A significant deficiency is a control deficiency, or combination of control deficiencies, that adversely affects the entity's ability to initiate, authorize, record, process, or report financial data reliably in accordance with generally accepted accounting principles such that there is more than a remote likelihood that a misstatement of the entity's financial statements that is more than inconsequential will not be prevented or detected by the entity's internal control.

A material weakness is a significant deficiency, or combination of significant deficiencies, that results in more than a remote likelihood that a material misstatement of the financial statements will not be prevented or detected by the entity's internal control.

Our consideration of internal control over financial reporting was for the limited purpose described in the first paragraph of this section and would not necessarily identify all deficiencies in internal control that might be significant deficiencies or material weaknesses. We did not identify any deficiencies in internal control over financial reporting that we consider to be material weaknesses, as defined above.



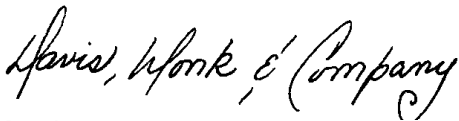
Compliance and Other Matters

As part of obtaining reasonable assurance about whether the County's financial statements are free of material misstatement, we performed tests of its compliance with certain provisions of laws, regulations, contracts, and grant agreements, noncompliance with which could have a direct and material effect on the determination of financial statement amounts. However, providing an opinion on compliance with those provisions was not an objective of our audit and, accordingly, we do not express such an opinion. The results of our tests disclosed no instances of noncompliance or other matters that are required to be reported under *Government Auditing Standards*.

We did note a matter which is described in the accompanying Schedule of Findings and Questioned Costs as item 08-1.

The County's response to the finding identified in our audit is described in the accompanying letter. We did not audit the County's response, and accordingly, we express no opinion on it.

This report is intended solely for the information and use of the Board of County Commissioners and management, and appropriate oversight agencies and is not intended to be and should not be used by anyone other than these specified parties.



March 10, 2009  
Palatka, Florida



Certified Public Accountants  
& Business Consultants

A Partnership Consisting of  
Professional Associations

*Gainesville*

4010 N.W. 25th Place  
P.O. Box 13494 (32604)  
Gainesville, Florida 32606  
Phone: (352) 372-6300  
(800) 344-5034  
Fax: (352) 375-1583

*Palatka*

906 South State Road 19  
Palatka, Florida 32177  
Phone: (386) 325-4561  
Fax: (386) 328-1014

*St. Augustine*

1301 Plantation Island Dr.  
Suite 205A  
St. Augustine, Florida 32080  
Phone: (904) 471-3445  
Fax: (904) 471-3825

*Website:*

[www.davismonk.com](http://www.davismonk.com)

*Members:*

CPAmerica International

Florida Institute of  
Certified Public Accountants

American Institute of  
Certified Public Accountants

Horwath International

**Report on Compliance and on Internal Control Over Compliance  
Applicable to Each Major Federal Awards Program and State  
Financial Assistance Project**

The Honorable County Commissioners  
Putnam County, Florida

Compliance

We have audited the compliance of Putnam County, Florida (the "County") with the types of compliance requirements described in the U.S. Office of Management and Budget (OMB) Circular A-133 Compliance Supplement, and the requirements described in the State Projects Compliance Supplement, that are applicable to each of its major federal programs and state projects for the year ended September 30, 2008. The County's major federal programs and state projects are identified in the summary of auditors' results section of the accompanying Schedule of Findings and Questioned Costs. Compliance with the requirements of laws, regulations, contracts and grants applicable to each of its major federal programs and state projects is the responsibility of the County's management. Our responsibility is to express an opinion on the County's compliance based on our audit.

We conducted our audit of compliance in accordance with auditing standards generally accepted in the United States of America; the standards applicable to financial audits contained in *Government Auditing Standards*, issued by the Comptroller General of the United States; OMB Circular A-133, *Audits of States, Local Governments, and Non-Profit Organizations*; and Chapter 10.550, Rules of the Auditor General. Those standards, OMB Circular A-133, and Chapter 10.550, Rules of the Auditor General, require that we plan and perform the audit to obtain reasonable assurance about whether noncompliance with the types of compliance requirements referred to above that could have a direct and material effect on a major federal program or state project occurred. An audit includes examining, on a test basis, evidence about the County's compliance with those requirements and performing such other procedures as we considered necessary in the circumstances. We believe that our audit provides a reasonable basis for our opinion. Our audit does not provide a legal determination on the County's compliance with those requirements.

In our opinion, the County complied, in all material respects, with the requirements referred to above that are applicable to each of its major federal programs and state projects for the year ended September 30, 2008. However, the results of our auditing procedures disclosed an instance of noncompliance with those requirements which is required to be reported in accordance with OMB Circular A-133 and which is described in the accompanying Schedule of Findings and Questioned Costs as finding 08-3.

Internal Control Over Compliance

The management of the County is responsible for establishing and maintaining effective internal control over compliance with the requirements of laws, regulations, contracts and grants applicable to federal programs and state projects. In planning and performing our audit, we considered the County's internal control over compliance with the requirements that could have a direct and material effect on a major federal program or state project in order to determine our auditing procedures for the purpose of expressing our opinion on compliance, but not for the purpose of expressing an opinion on the effectiveness of internal control over compliance. Accordingly, we do not express an opinion on the effectiveness of the County's internal control over compliance.

Our consideration of internal control over compliance was for the limited purpose described in the preceding paragraph and would not necessarily identify all deficiencies in the entity's internal control that might be significant deficiencies or material weaknesses as defined below. However, as discussed below, we identified a deficiency in internal control over compliance that we consider to be a significant deficiency.

A control deficiency in an entity's internal control over compliance exists when the design or operation of a control does not allow management or employees, in the normal course of performing their assigned functions, to prevent or detect noncompliance with a type of compliance requirement of a federal program or state project on a timely basis. A significant deficiency is a control deficiency, or combination of control deficiencies, that adversely affects the entity's ability to administer a federal program or state project such that there is more than a remote likelihood that noncompliance with a type of compliance requirement of a federal program or state project that is more than inconsequential will not be prevented or detected by the entity's internal control. We consider the deficiency in internal control over compliance described in the accompanying Schedule of Findings and Questioned Costs as item 08-2 to be a significant deficiency.

A material weakness is a significant deficiency, or combination of significant deficiencies, that results in more than a remote likelihood that material noncompliance with a type of compliance requirement of a federal program or state project will not be prevented or detected by the entity's internal control. We did not consider the deficiency described in the accompanying Schedule of Findings and Questioned Costs to be a material weakness.

The County's response to the findings identified in our audit are described in the accompanying letter. We did not audit the County's response and, accordingly, we express no opinion on it.

This report is intended solely for the information and use of the Board of County Commissioners and management, and appropriate oversight agencies and is not intended to be and should not be used by anyone other than these specified parties.



March 10, 2009  
Palatka, Florida

**Putnam County, Florida**  
**Schedule of Findings and Questioned Costs**  
**For the Year Ended September 30, 2008**

**SECTION I – SUMMARY OF AUDITORS’ RESULTS**

- (i) The independent auditors’ report on the financial statements expressed an unqualified opinion.
- (ii) The audit did not disclose significant deficiencies in internal control over financial reporting.
- (iii) The audit did not disclose noncompliance considered material to the financial statements.
- (iv) The audit disclosed a significant deficiency in internal control over a major federal program. The significant deficiency was not considered a material weakness. No significant deficiencies were disclosed in the audit of major state projects.
- (v) The auditors’ report on compliance for the major federal award programs and state projects expressed an unqualified opinion.
- (vi) The audit disclosed findings relative to a major federal program. No findings were disclosed relative the audit of major state projects.
- (vii) The County’s major federal programs and state projects were:

<b><u>Federal Programs</u></b>	<b><u>Federal CFDA Number</u></b>
Federal Transit Administration Grants	20.500
Capitalization Grant for Drinking Water State Revolving Fund	66.468
<b><u>State Projects</u></b>	<b><u>State CSFA Number</u></b>
Water Protection and Sustainability Program	37.066
Emergency Management Program	52.008

- (viii) A threshold of \$300,000 was used to distinguish between Type A and Type B programs for federal programs and for state projects.
- (ix) The County qualifies as a low-risk auditee as that term is defined in OMB Circular A-133.

**Putnam County, Florida**  
**Schedule of Findings and Questioned Costs**  
**For the Year Ended September 30, 2008**

**SECTION II – FINANCIAL STATEMENT FINDINGS**

08-1 *Condition* – Pursuant to Section 129.01(2)(c)1, Florida Statutes, “a reserve for contingencies may be provided in a sum not to exceed 10% of the total of the budget.” Reserves for contingencies for five funds were in excess of this amount.

*Recommendation* – We encourage management to incorporate this statutory provision in its oversight and monitoring of the budget.

**SECTION III – FINDINGS AND QUESTIONED COSTS –  
FEDERAL PROGRAMS**

Questioned  
Costs

08-2 *Condition* – Internal controls over compliance for the major federal program, CFDA 20.500 - Federal Transit Administration, were not sufficient to ensure that County procurement policies were followed and that other requirements applicable to the program were met.

- a) There was no evidence documenting the Contractor’s compliance with the grantor’s procurement requirements that purchased steel, iron and manufactured items be manufactured in the U.S.
- b) We noted two instances where the County did not comply with its purchasing policies that require written quotes and bid proposals for purchases over certain thresholds.

--  
  
--

*Recommendation* – The County should implement procedures to ensure compliance with all applicable procurement requirements of the grant and county purchasing policies.

08-3 *Condition* – The County did not incorporate in its contract with a contractor the certification requirements pertaining to debarment and suspension.

*Recommendation* – The County should implement policies and procedures to pass through to contractors, when required, debarment and suspension certifications.

--

**SECTION IV – FINDINGS AND QUESTIONED COSTS – STATE PROJECTS**

There were no findings relating to the major state projects.

**Putnam County, Florida  
Summary Schedule of Prior Audit Findings  
(Relative to Federal Programs and State Projects)  
For the Year Ended September 30, 2008**

There were no findings relative to Federal or State awards included in the Schedule of Findings and Questioned Costs for the year ended September 30, 2007.

# PUTNAM COUNTY



2509 Crill Avenue, Suite 200  
PALATKA, FLORIDA 32177  
(386) 329-0205

## BOARD OF COUNTY COMMISSIONERS

NANCY S. HARRIS  
District 1

CHIP LAIBL  
District 2

KENNY EUBANKS  
District 3

ED TAYLOR  
District 4

BRAD PURCELL  
District 5

March 10, 2009

The Honorable David W. Martin  
Florida Auditor General  
P. O. Box 1735  
Tallahassee, FL 32302

**SUBJECT: CORRECTIVE ACTION PLAN FOR CURRENT AUDIT FINDINGS  
FOR THE FISCAL YEAR ENDED SEPTEMBER 30, 2008  
PUTNAM COUNTY BOARD OF COUNTY COMMISSIONERS**

Dear Mr. Martin:

In accordance with Section 218.39 (8), Florida Statutes, the following statements are submitted in response to the Putnam County Board of County Commissioners Audit Report for the fiscal year ending September 30, 2008. The response is keyed to the numbering of the Schedule of Findings:

- 08-1 Management has implemented procedures to ensure that budgets subsequent to the 2008 fiscal year will be in compliance with Florida budget laws.
- 08-2 a) Appendix A to 49 CFR section 661.7 excludes all "small purchases" as defined in 49 CFR 18.36(d) as under \$100,000, from the Buy America requirements. No single purchase exceeded the threshold. The County does recognize that a change order to an original contract of less than \$100,000 caused a project as a whole to exceed the threshold by \$1,493. The County, however, views the unanticipated changes as a separate purchase. In the future, the County will monitor all transactions to assure compliance with the Buy America requirements.
- b) For all future transactions, the County will strictly adhere to the established purchasing policies.
- 08-3 This comment relates to the same project mentioned above in 08-2(a). When the County enters into a covered transaction it will verify that the vendor is not suspended or debarred or otherwise excluded by checking the Excluded Parties List System maintained by the General Services Administration and placing appropriate documentation in the grant file.

Sincerely,

A handwritten signature in cursive script that reads "Nancy S. Harris".

Nancy S. Harris  
Chairman, Board of County Commissioners



This Page  
Intentionally  
Left Blank



# **PUTNAM COUNTY**

## **GENERAL INFORMATION**

PUTNAM COUNTY, encompassing some 827 square miles, is located in Northeast Florida between Gainesville to the west and Jacksonville to the northeast. The County was founded in January 1849 and the County Seat established at Palatka in January 1853. Palatka, on the St. Johns River, was a major water transportation and commerce center until a fire in 1884 destroyed a majority of the downtown/river front area. Today, the river is primarily used for recreational boating and fishing, as are the numerous large and small lakes located throughout the County.

Putnam County is a rural county, with a 2000 census population of 70,423. Current estimates put this number at 74,989. The County is growing relatively slowly, and that trend is expected to continue for the foreseeable future.

As testimony to its rural nature, approximately 80% of the population continues to live outside of the five incorporated areas. Fire protection (except for the City of Palatka) is provided by Volunteer Fire Departments. Of the 1,648 miles of roads in the County, nearly 68% remain unpaved.

The County is governed by an elected board of five (5) Commissioners, with other elected officials – Clerk of Courts, Sheriff, Tax Collector, Property Appraiser and Supervisor of Elections – having their own specific areas of responsibility. All are elected to four year terms of office. The Tax Collector is a “fee officer”, completely funding his operations from fees collected in the performance of his duties. The Clerk’s Office is funded partially by fees, and partially by budgeted support from the Board of County Commissioners for services provided to them or on their behalf. The remaining officials, who may collect minimal fees for certain services, normally receive complete funding from the Board through the County’s annual operating budget. Excess fees and/or budget funds remaining at the end of the fiscal year revert to the Board for the Board’s use in the following year. One exception to this is for court-related activities of the Clerk of Courts. Under Revision 7 to Article V of the Florida Constitution, effective July 1, 2004, excess fees generated by these activities revert to the State which is also responsible for funding any deficiencies.

The largest taxpayer in the County is Seminole Electric Cooperative Inc., an electric power generation plant, contributing approximately 6.3% of total ad valorem taxes, down from 6.8% in the prior year. The top ten taxpayers, including Seminole, contribute 21% of County ad valorem taxes. Ten years ago, this number was closer to 41%.

The Putnam County School District, with over 1,500 employees, is the single largest employer in the County. The school district, along with other governmental organizations, has maintained a significant portion of the employment market over the last ten or more years. Second as a principal employer, but not as an industry, is Georgia-Pacific Corporation with over 1,000 employees. The top ten employers, including the school district and Georgia-Pacific Corporation, employed approximately 23% of the County labor force in 2008, up from approximately 19% ten years ago.